

VICINITY MAP



PROJECT INFORMATION AND ADDRESS

**IBN SINA COMMUNITY CENTER
OAKLEY , CALIFORNIA**

CODE COMPLIANCE

ALL CONSTRUCTION TO COMPLY WITH LOCAL CODES AND ORDINANCES AND THE FOLLOWING:

- 2016 CALIFORNIA BUILDING CODE
- 2016 CALIFORNIA MECHANICAL CODE
- 2016 CALIFORNIA PLUMBING CODE
- 2016 CALIFORNIA ELECTRICAL CODE
- 2016 CALIFORNIA EXISTING BUILDINGS CODE
- 2016 CALIFORNIA FIRE CODE
- 2016 CALIFORNIA ENERGY CODE
- 2016 CALIFORNIA RESIDENTIAL BUILDING CODE
- 2016 CALIFORNIA GREEN BUILDING STANDARDS CODE
- 2016 CALIFORNIA HISTORICAL BUILDING CODE

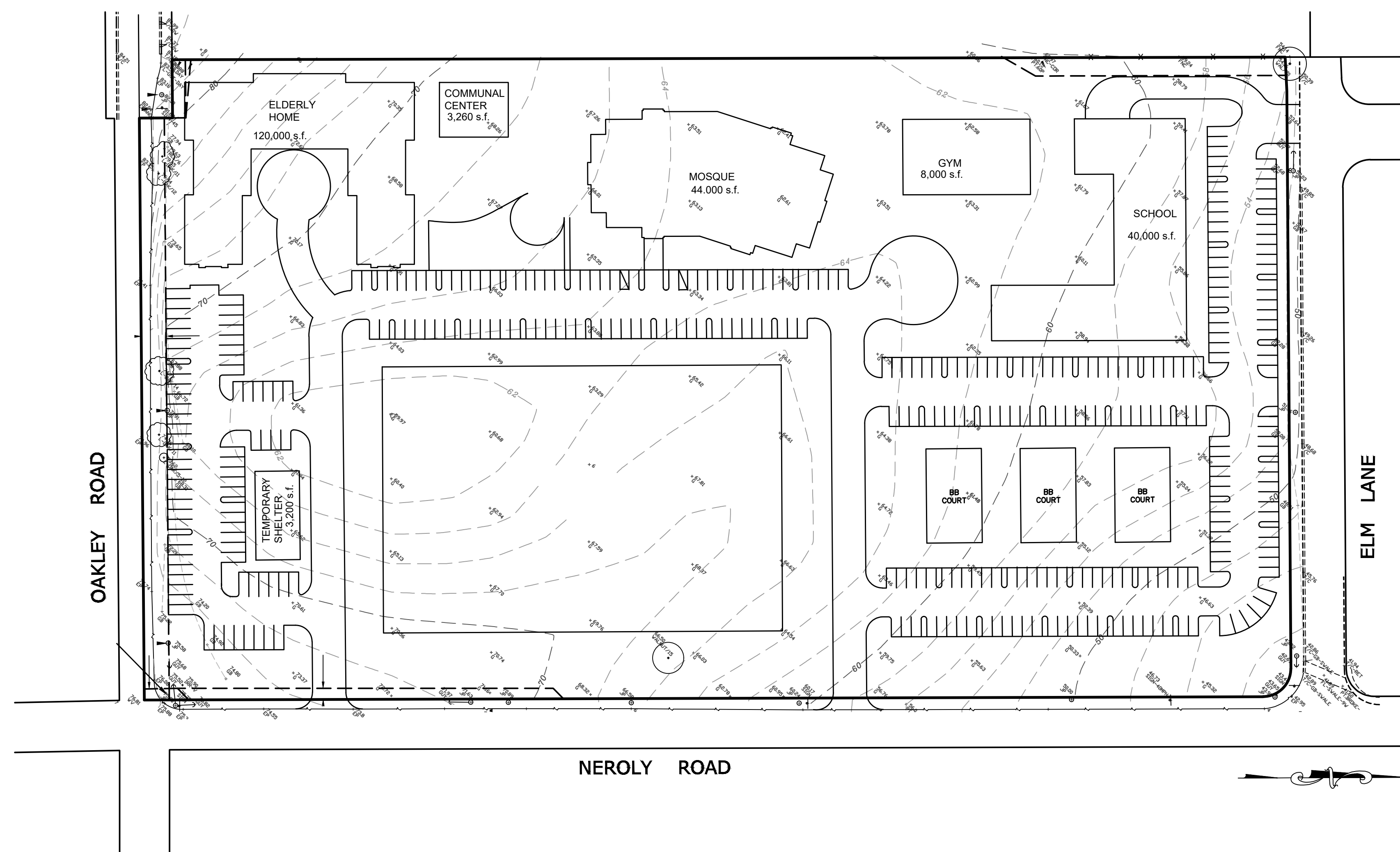
PROPERTY INFORMATION

SCHOOL (TWO FLOORS)	40,000 s.f.
SCHOOL GYM	8,000 s.f.
MOSQUE (TWO FLOORS)	44,000 s.f.
TEMPORARY SHELTER	3,200 s.f.
ELDERLY HOME (FIVE FLOORS)	120,000 s.f.
COMMUNAL CENTER	3,260 s.f.
LOT SIZE	611,000 s.f.

SHEET INDEX


A0.0	PROJECT DATA
	TOPOGRAPHIC SURVEY
	GRADING AND DRAINAGE PLAN
	STORM WATER CONTROL PLAN
	SITE PLAN
A2.0	ELDERLY HOME FIRST FLOOR PLAN
A2.1	ELDERLY HOME 2ND FLOOR PLAN
A2.2	ELDERLY HOME 3RD FLOOR PLAN
A2.3	ELDERLY HOME 4TH FLOOR PLAN
A2.4	ELDERLY HOME 5TH FLOOR PLAN
A2.5	ELDERLY HOME ROOF PLAN
A3.0	ELDERLY HOME NORTH & SOUTH ELEVATIONS
A3.0	ELDERLY HOME EAST & WEST ELEVATIONS
A4.0	SCHOOL & GYM FIRST FLOOR PLAN
A4.1	SCHOOL SECOND FLOOR PLAN
A4.2	SCHOOL ROOF PLAN
A4.3	SCHOOL ELEVATIONS
A4.4	SCHOOL GYM ELEVATIONS
A5.0	MOSQUE FIRST FLOOR PLAN
A5.1	MOSQUE SECOND FLOOR PLAN
A5.2	MOSQUE ROOF PLAN
A5.3	MOSQUE ELEVATIONS
A5.3	MOSQUE ELEVATIONS
L1.0	CONCEPTUAL LANDSCAPING PLAN
L1.1	LEGENDS

PROJECT MAP



GENERAL SYMBOLS

- ALL DIMENSIONS F.O.S. - EXTERIOR WALL
C/L FOR INTERIOR WALL
- EXISTING (E) WALL
- - - REMOVE WALL
- ▨ OPENING TO BE FILL
- ▨ NEW (N) WALL
- ▨ NEW BRACED WALL
- (E) WALL NEW SHEAR
- ↔ SECTION IDENTIFICATION SHEET WHERE SECTION SHOWN
- ⊙ DETAIL IDENTIFICATION SHEET WHERE DETAIL SHOWN
- ◊ INTERIOR ELEVATION INTERIOR IDENTIFICATION SHEET WHERE INTERIOR SHOWN



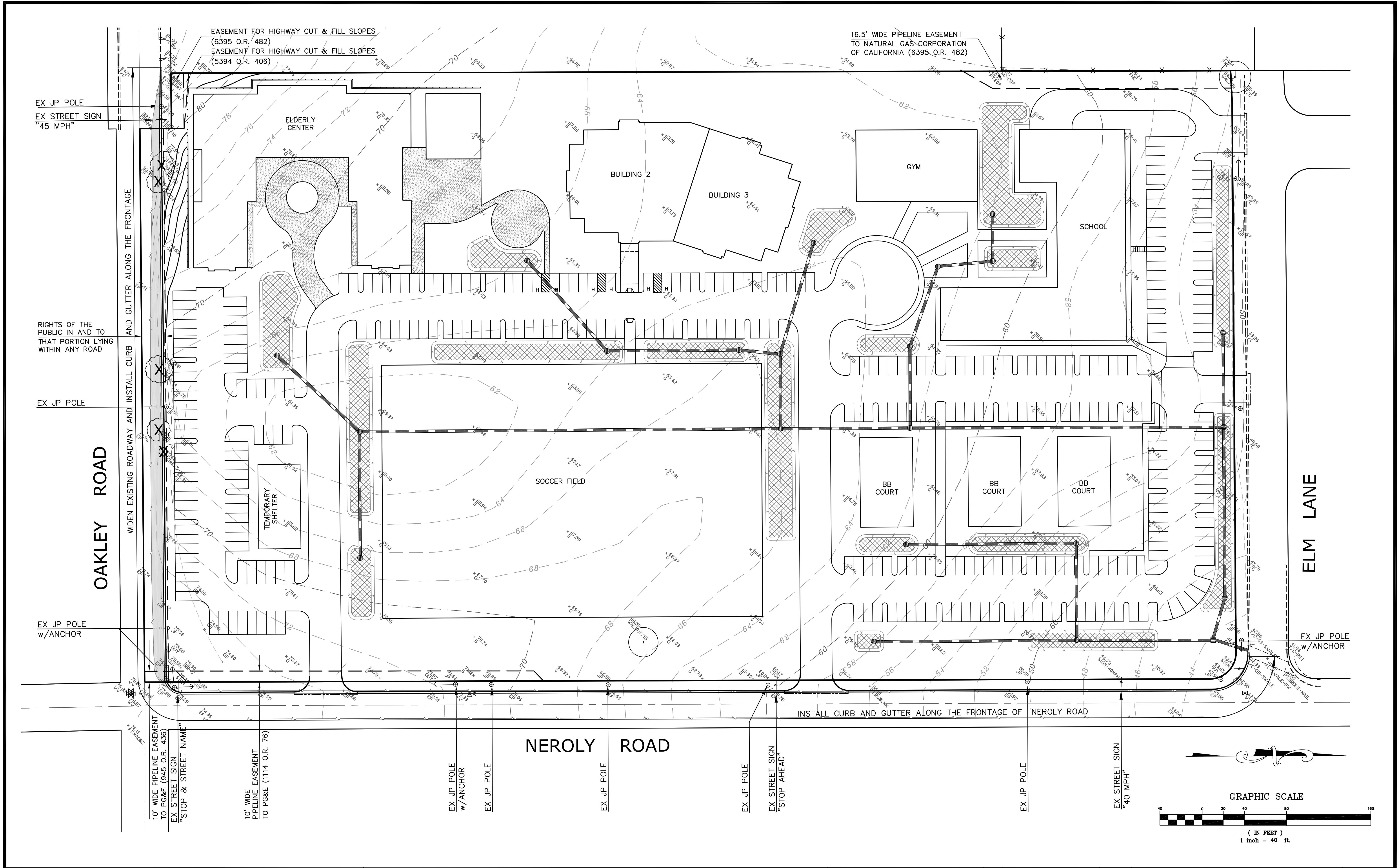
IBN SINA COMMUNITY CENTER
OAKLEY , CALIFORNIA

PROJECT DATA

PROJECT DATA

NO.	REVISIONS	DATE

A0.0



SITE PLAN

NEROLY ROAD

CITY OF OAKLEY

CONTRA COSTA COUNTY

CALIFORNIA

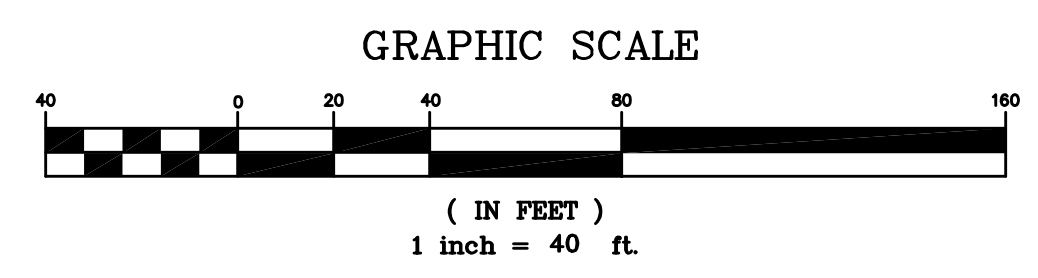
JAMES E. DIGGINS - R.C.E. 27818
RENEWAL DATE: 03/31/18

#	REVISIONS	DATE



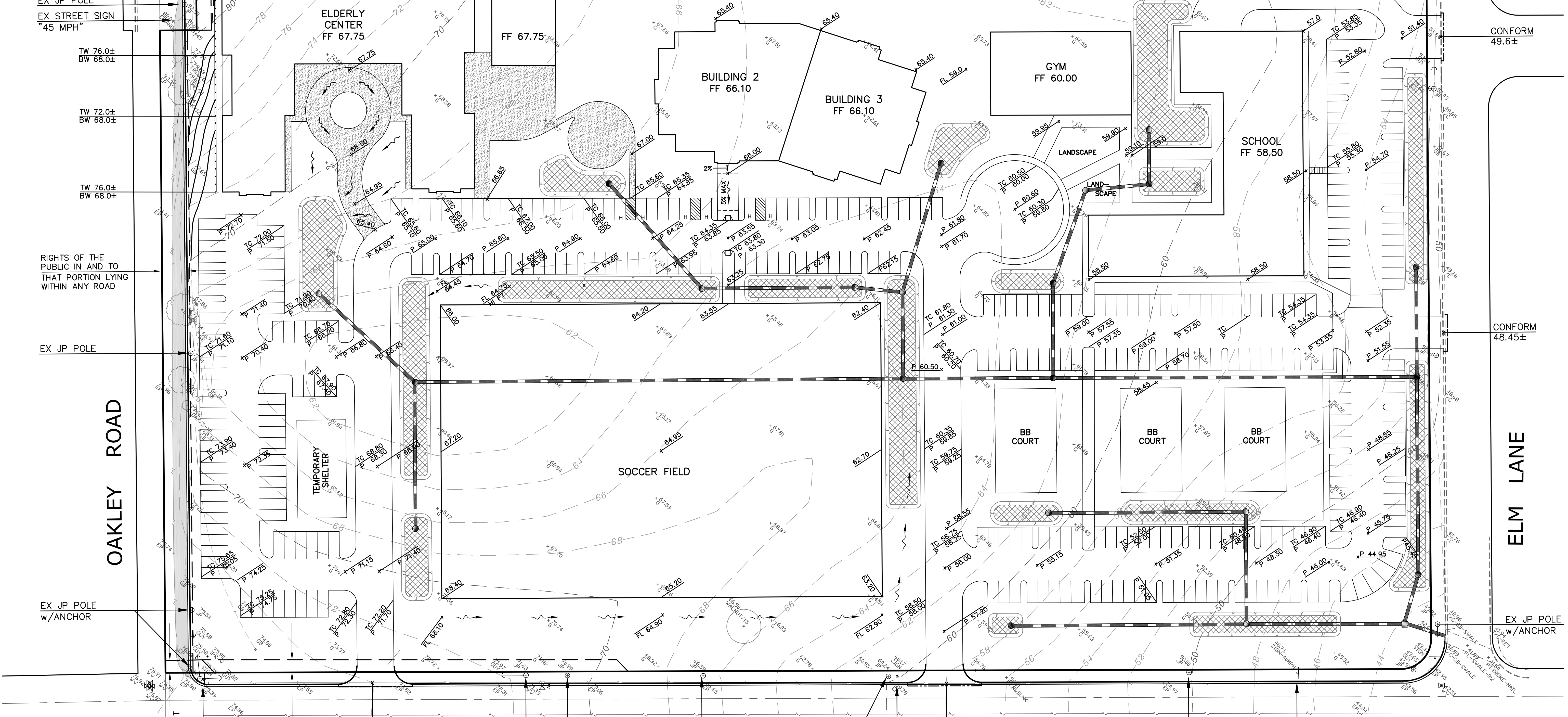
DeBolt Civil Engineering
811 San Ramon Valley Boulevard
Danville, California 94526
Tel: 925/837-3780
Fax: 925/837-4378
debolcivil@earthlink.net

Date: 4/03/2017
Scale: 1" = 40'
By: JED / kl
Job No.: 16174



EASEMENT FOR HIGHWAY CUT & FILL SLOPES (5394 O.R. 406)
 EASEMENT FOR HIGHWAY CUT & FILL SLOPES (6395 O.R. 482)
 EX JP POLE
 EX STREET SIGN "45 MPH"

16.5' WIDE PIPELINE EASEMENT TO NATURAL GAS CORPORATION OF CALIFORNIA (6395 O.R. 482)

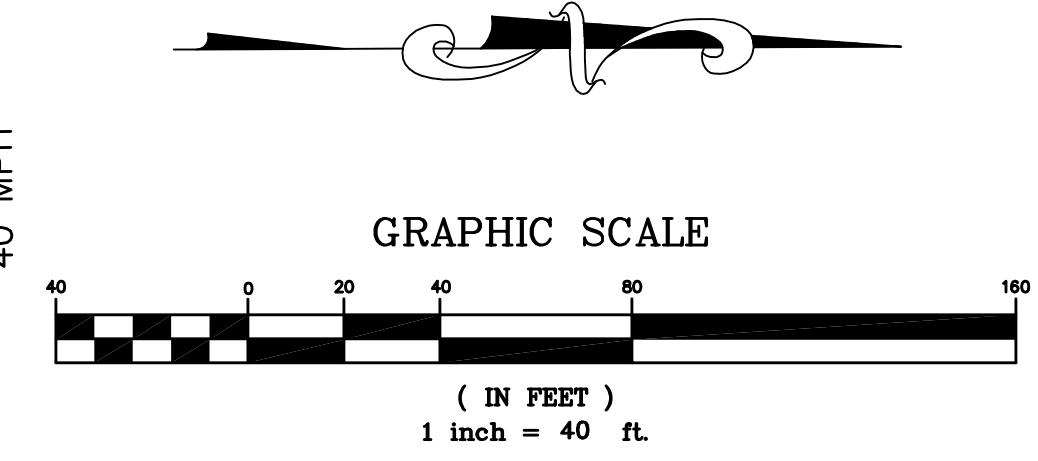


RIGHTS OF THE PUBLIC IN AND TO THAT PORTION LYING WITHIN ANY ROAD
 EX JP POLE

OAKLEY ROAD

ELM LANE

NEROLY ROAD



PRELIMINARY GRADING and DRAINAGE PLAN

NEROLY ROAD


CITY OF OAKLEY

CONTRA COSTA COUNTY

CALIFORNIA

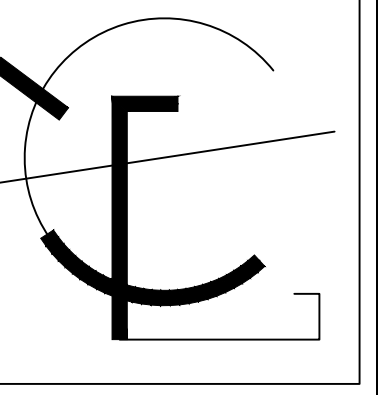
JAMES E. DIGGINS - R.C.E. 27818
 RENEWAL DATE: 03/31/18

#	REVISIONS	DATE



DeBolt Civil Engineering
 811 San Ramon Valley Boulevard
 Danville, California 94526
 Tel: 925/837-3780
 Fax: 925/837-4378
 deboltcivil@earthlink.net

Date: 4/03/2017
 Scale: 1" = 40'
 By: JED / JLD
 Job No.: 16174



ICG
ENGINEERING

Hosain Nassar, P.E., P.C.
ICG Engineering, Inc.
1788 Regatta Ct.
Concord, CA 94521
Tel: 925.330.0412
icgengineering@gmail.com
www.icgengineering.com

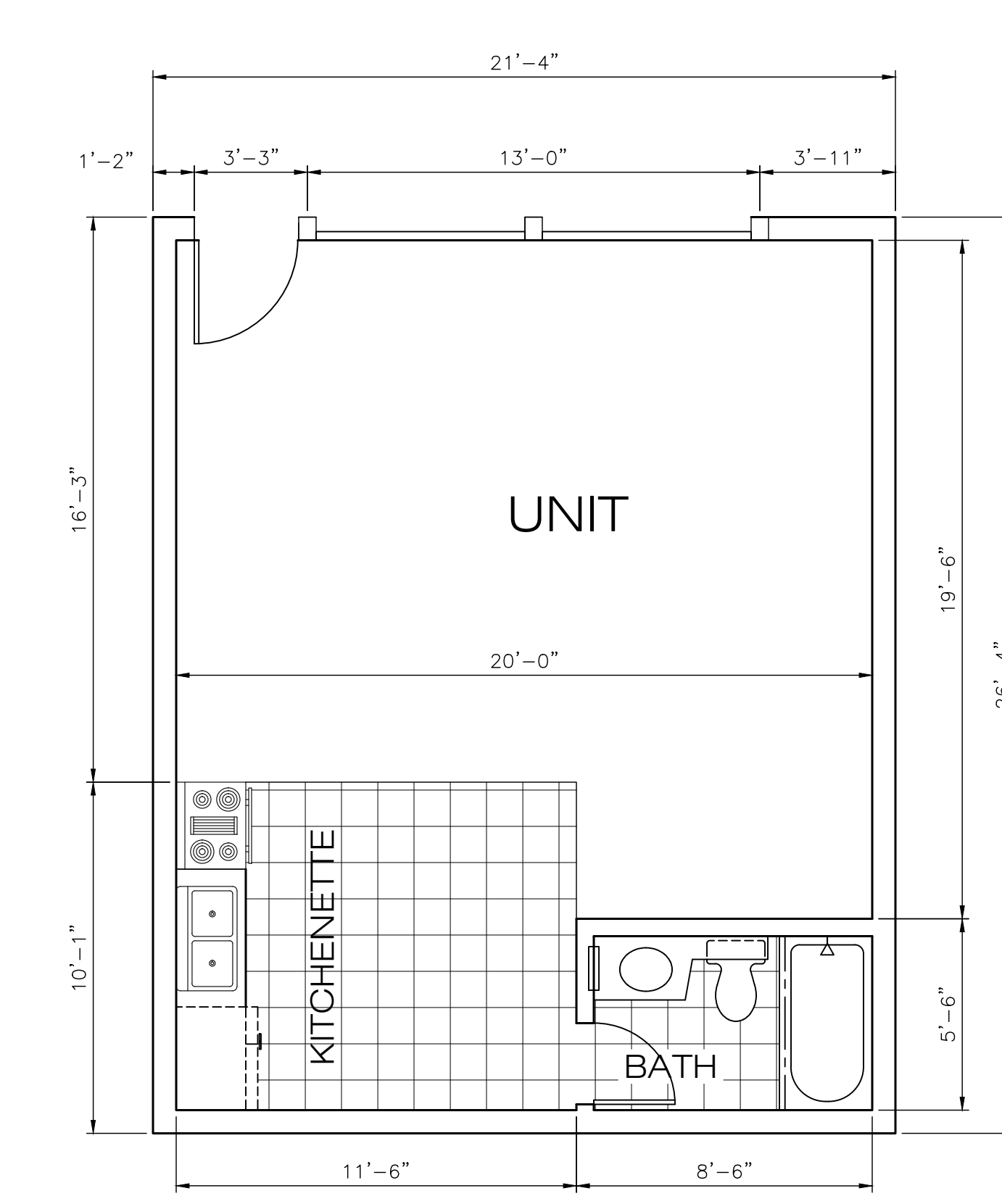
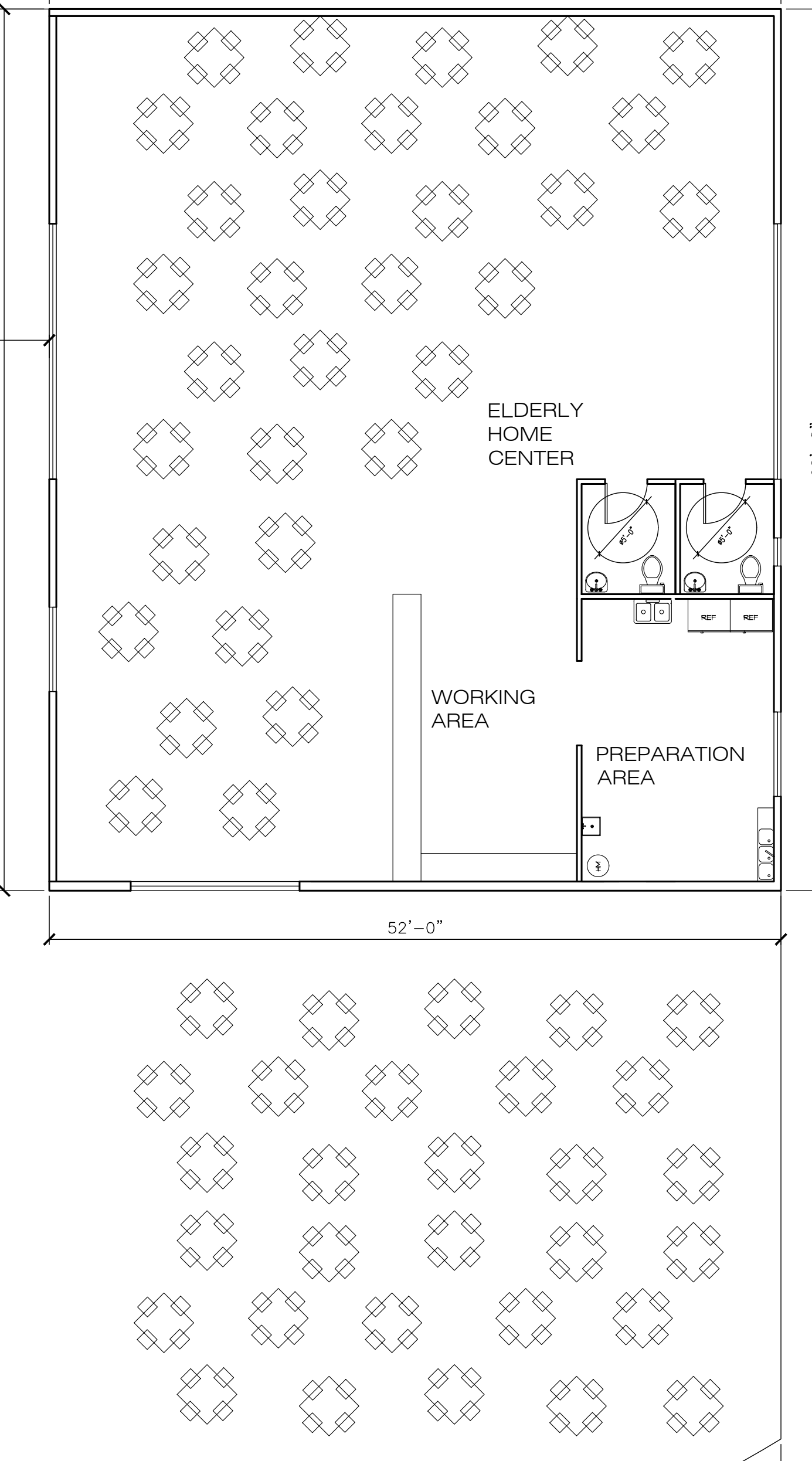
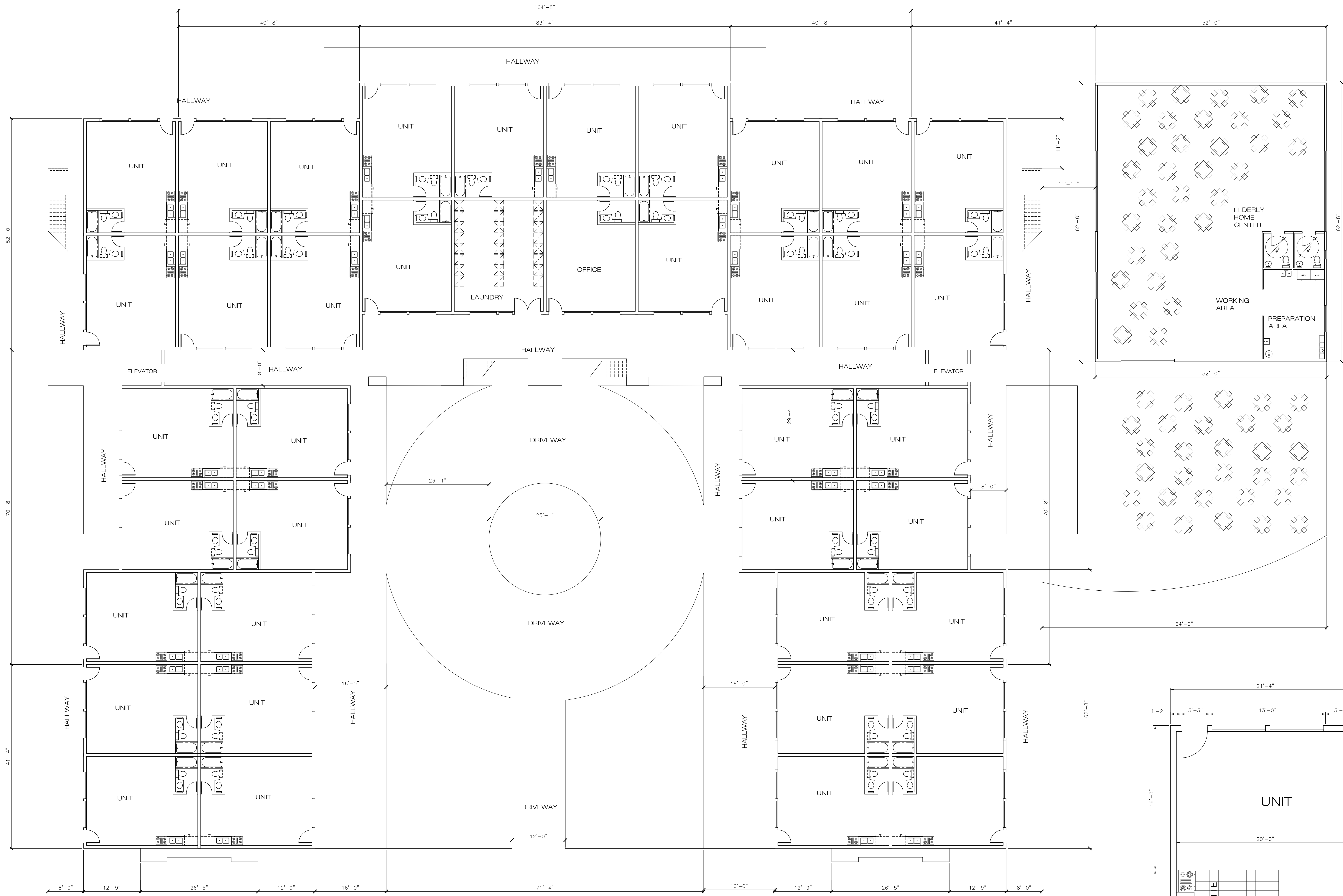
IBN SINA COMMUNITY CENTER
OAKLEY, CALIFORNIA

ELDERLY HOME

FIRST FLOOR PLAN

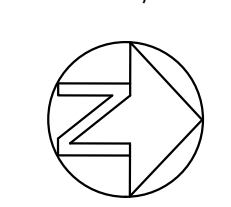
NO.	DATE	REVISIONS

A2.0




FIRST FLOOR PLAN
SCALE: 1/8" = 1'-0"

38 UNITS
1 LAUNDRY
1 OFFICE



UNIT 500 sf EACH
SCALE: 1/4" = 1'-0"



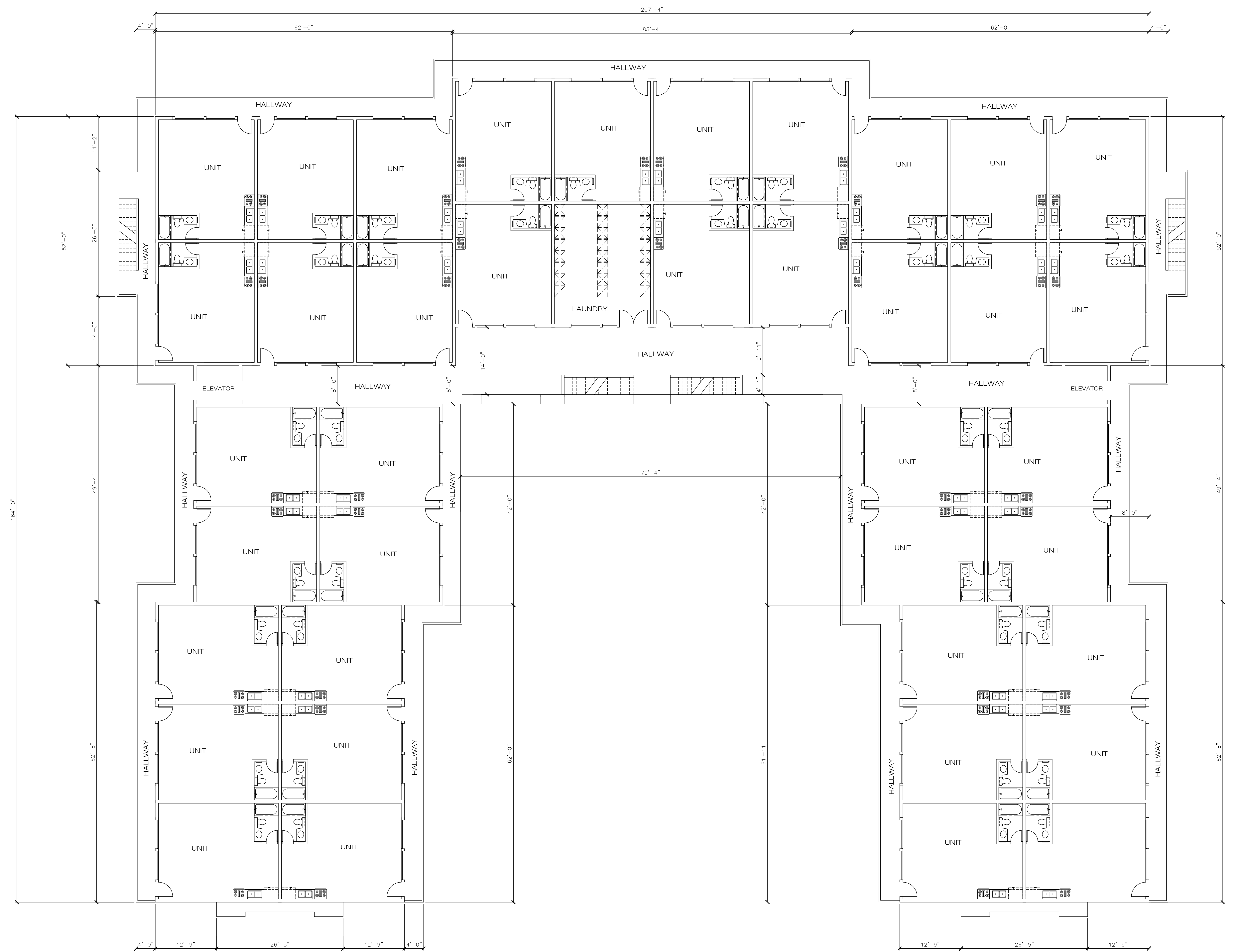
ICG
ENGINEERING

Hobart Hudson, PWS, PC
ICG Engineering, Inc.
1780 Margaria St.
Concord, CA 94521
Tel: 925.330.0482
icgengineering@gmail.com
www.icgengineering.com

IBN SINA COMMUNITY CENTER
OAKLEY, CALIFORNIA

ELDERLY HOME

2ND FLOOR PLAN




39 UNITS
1 LAUNDRY

 **2ND FLOOR PLAN**
SCALE: 1/8" = 1'-0"

NO.	REVISIONS	DATE

A2.1




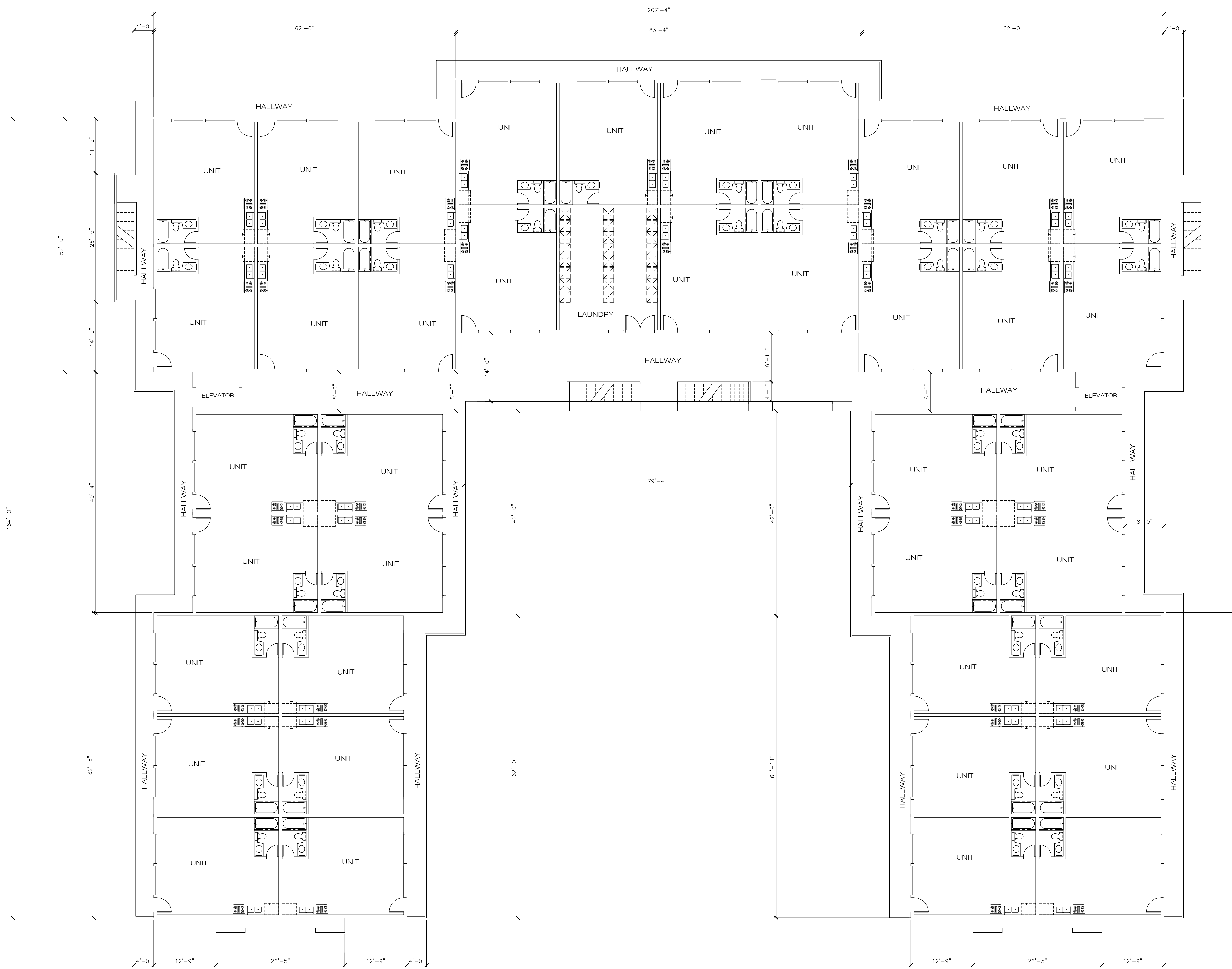
ICG
ENGINEERING

ICG Engineering, Inc.
1788 Margaria Ct.
Concord, CA 94621
Tel: 925.330.0462
icgengineering@gmail.com
www.icgengineering.com

IBN SINA COMMUNITY CENTER
OAKLEY, CALIFORNIA

ELDERLY HOME

3RD FLOOR PLAN

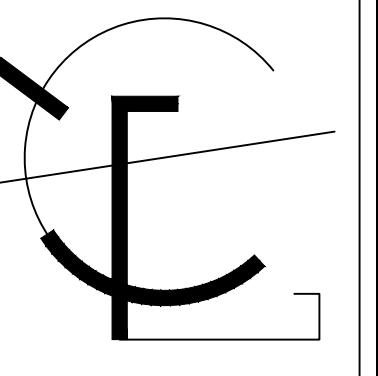


3RD FLOOR PLAN
SCALE: 1/8" = 1'-0"

39 UNITS
1 LAUNDRY

NO.	DATE	REVISIONS

A2.2



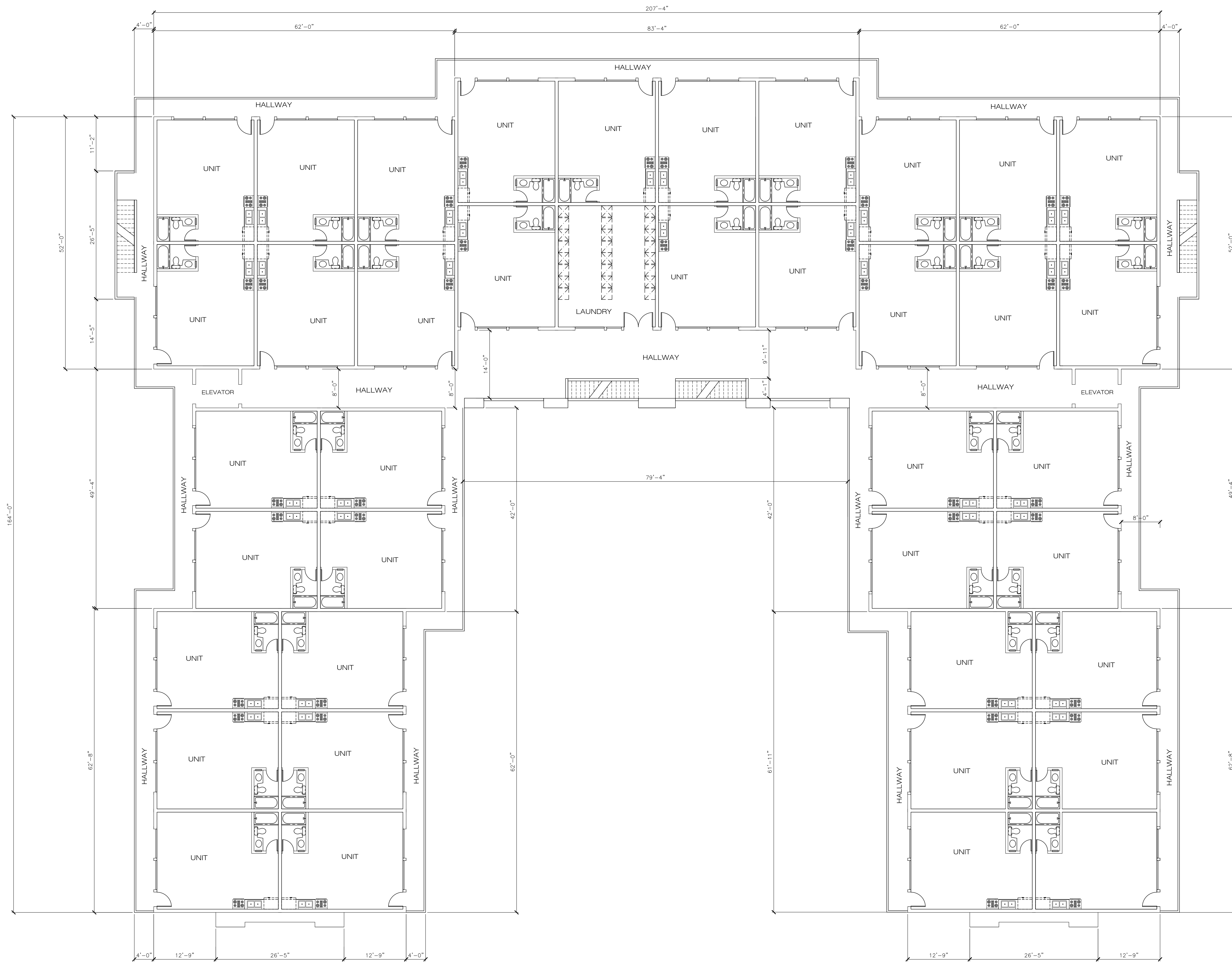
**ICG
ENGINEERING**
Hossein Nasseri, P.E., P.S.

ICG Engineering, Inc.
1788 Negeena St.
Concord CA 94521
Tel: 925.330.0482
icgengineering@gmail.com
www.icgengineering.com

IBN SINA COMMUNITY CENTER
OAKLEY, CALIFORNIA

ELDERLY HOME

4TH FLOOR PLAN

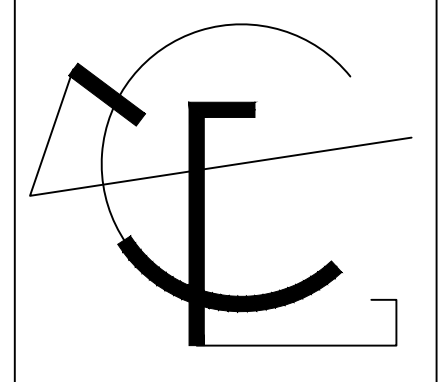


 **4TH FLOOR PLAN**
SCALE: 1/8" = 1'-0"

39 UNITS
1 LAUNDRY

NO.	REVISIONS	DATE

A2.3



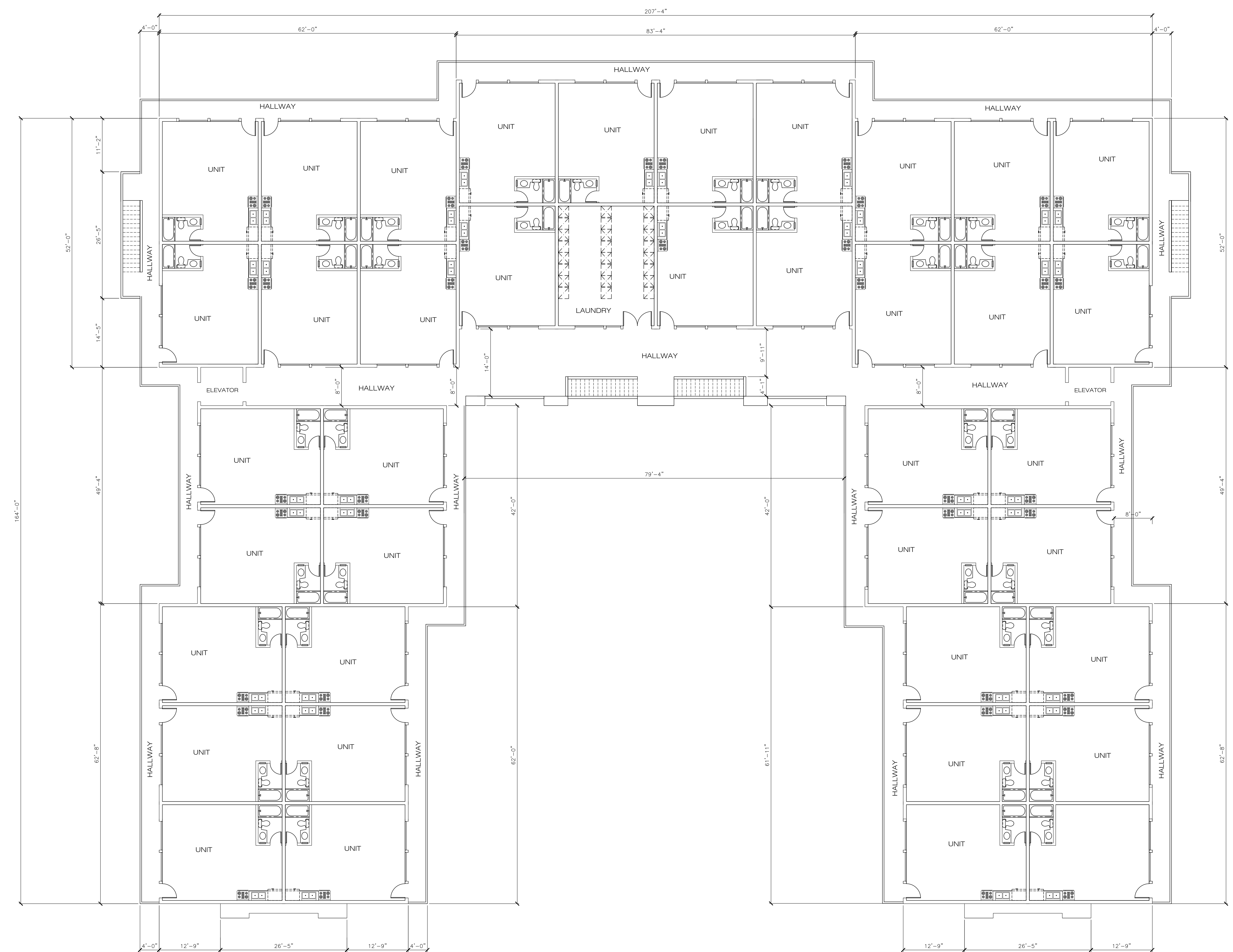
ICG
ENGINEERING

ICG Engineering, Inc.
1788 Margaria Ct.
Concord, CA 94521
Tel: 925.330.0482
icgengineering@gmail.com
www.icgengineering.com

IBN SINA COMMUNITY CENTER
OAKLEY, CALIFORNIA

ELDERLY HOME

5TH FLOOR PLAN

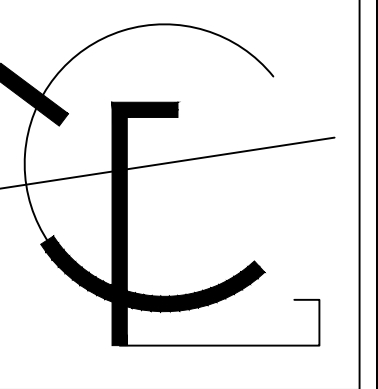


5TH FLOOR PLAN
SCALE: 1/8" = 1'-0"

39 UNITS
1 LAUNDRY

NO.	REVISIONS	DATE

A2.4




ICG
ENGINEERING

ICG Engineering, Inc.
1750 Margaria Ct.
Concord CA 94521
Tel: 925.330.0402
icgengineering@gmail.com
www.icgengineering.com

IBN SINA COMMUNITY CENTER
OAKLEY, CALIFORNIA

ELDERLY HOME


ROOF PLAN



 **ROOF PLAN**
SCALE: 1/8" = 1'-0"

NO.	REVISIONS	DATE

A2.5



ICG
ENGINEERING

ICG Engineering, Inc.
1780 Margaria Ct.
Concord CA 94521
Tel: 925.330.0402
icgengineering@gmail.com
www.icgengineering.com

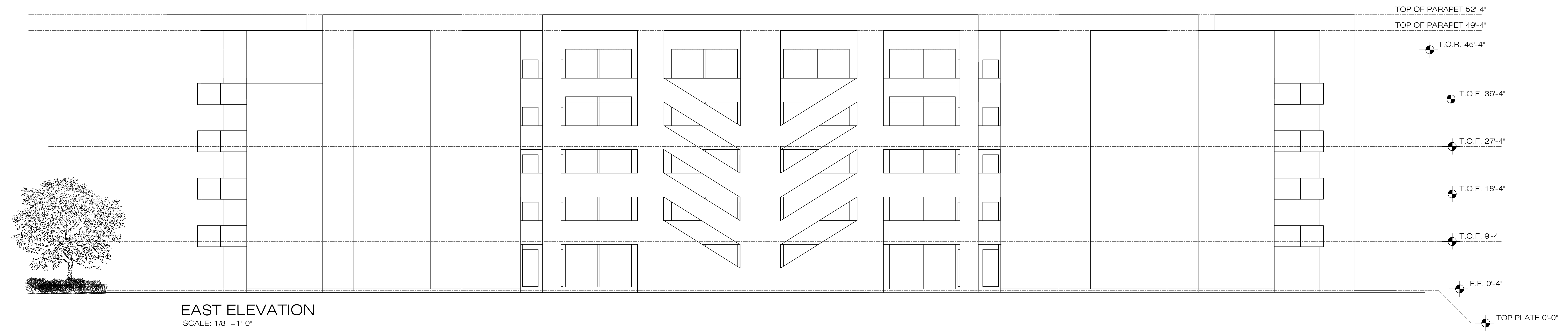
IBN SINA COMMUNITY CENTER
OAKLEY, CALIFORNIA

ELDERLY HOME

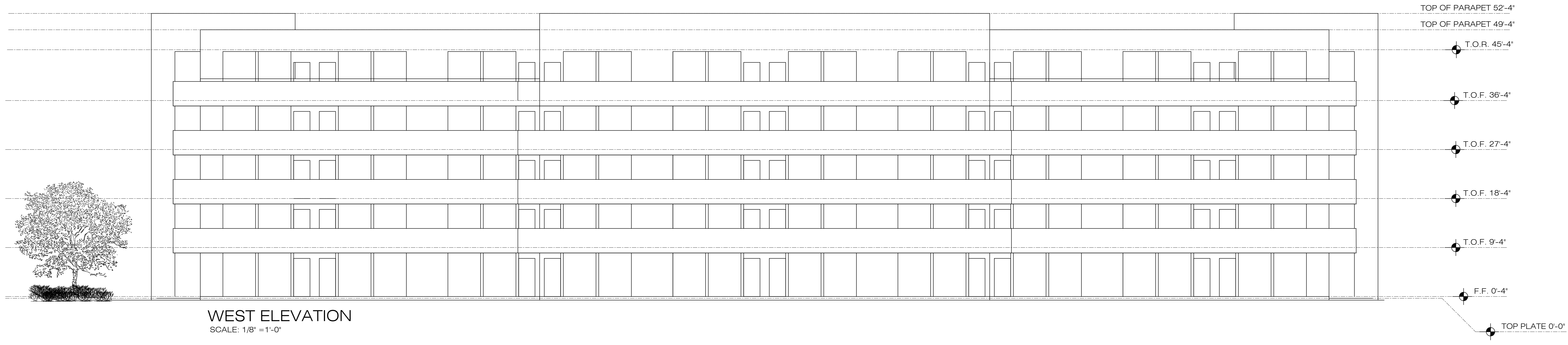
EAST & WEST ELEVATIONS

NO.	REVISIONS	DATE


A3.0



EAST ELEVATION
SCALE: 1/8" = 1'-0"



WEST ELEVATION
SCALE: 1/8" = 1'-0"



ICG
ENGINEERING

ICG Engineering, Inc.
1780 Margaria Ct.
Concord CA 94521
Tel: 925.330.0452
icgengineering@gmail.com
www.icgengineering.com

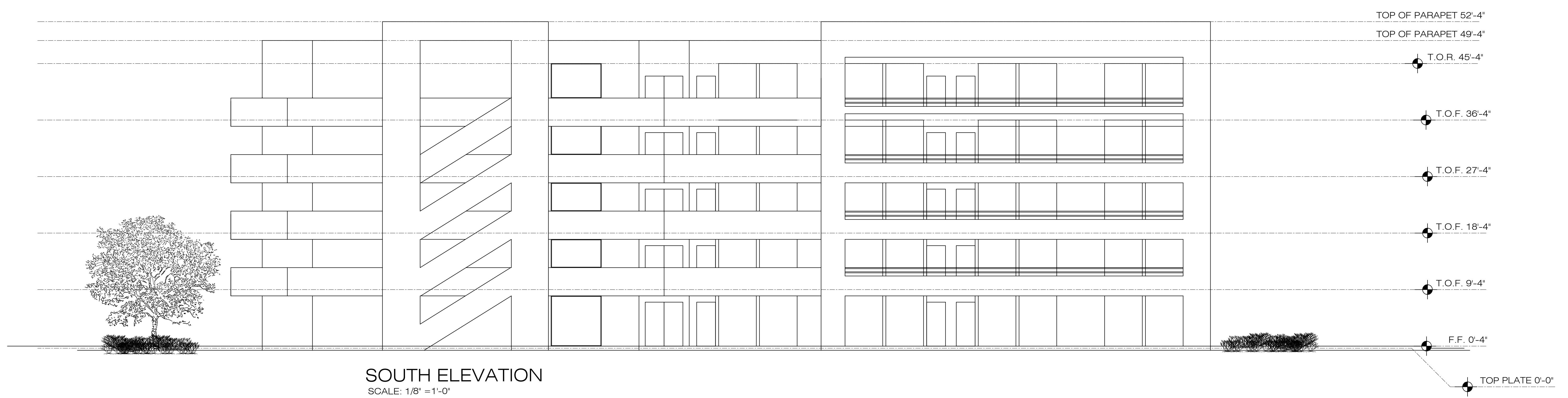
IBN SINA COMMUNITY CENTER
OAKLEY, CALIFORNIA

ELDERLY HOME

SOUTH & NORTH ELEVATIONS

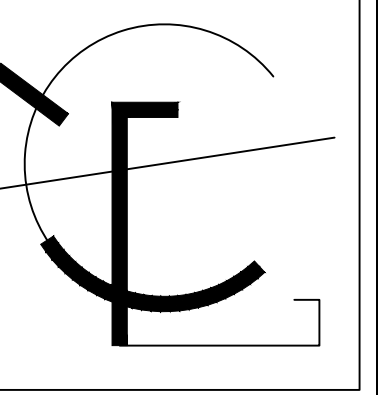


NORTH ELEVATION
SCALE: 1/8" = 1'-0"



SOUTH ELEVATION
SCALE: 1/8" = 1'-0"

NO.	REVISIONS	DATE



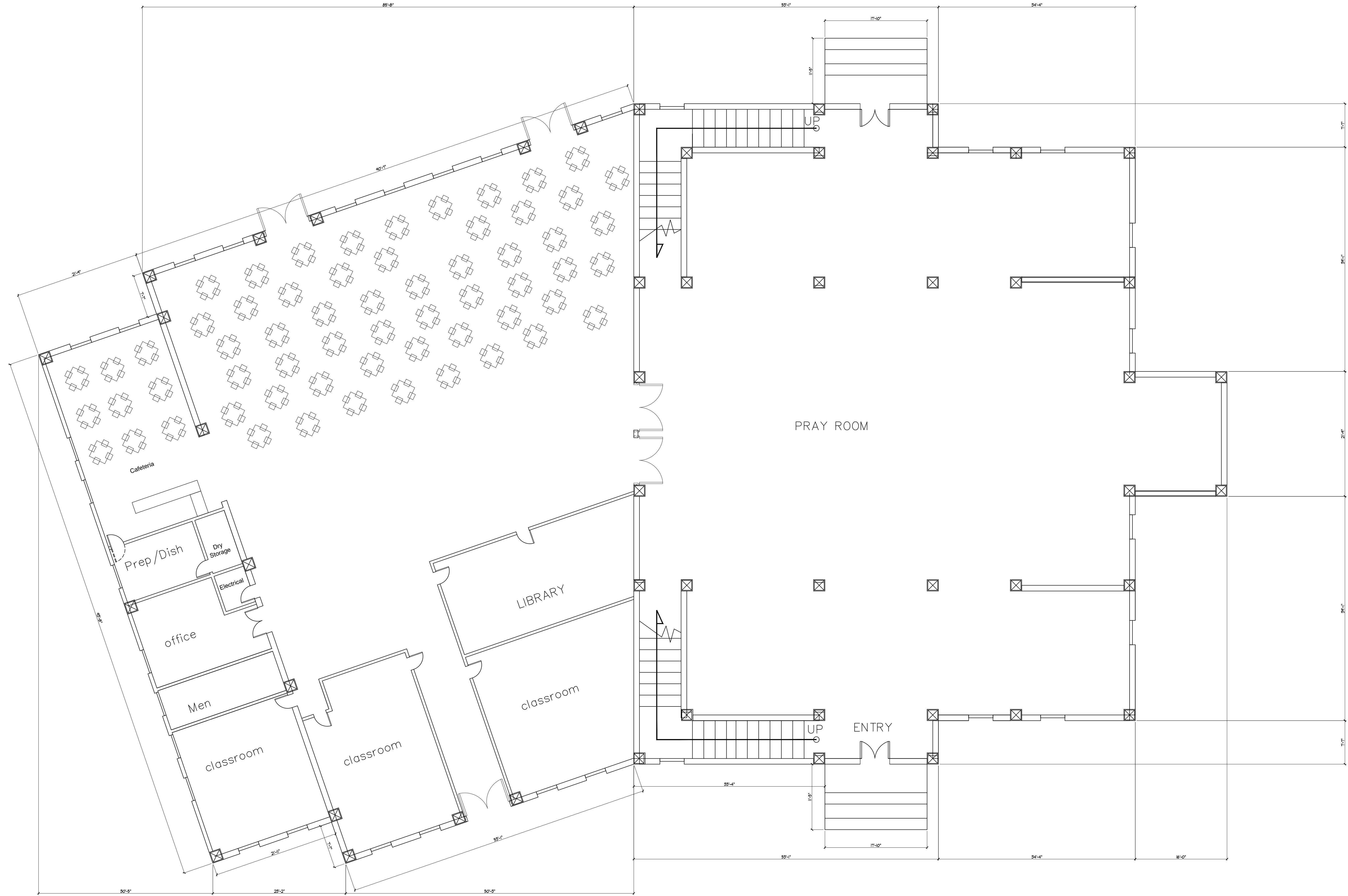
ICG
ENGINEERING

ICG Engineering, Inc.
1780 Margaria Ct.
Concord, CA 94521
Tel: 925.330.0462
icgengineering@gmail.com
www.icgengineering.com

IBN SINA COMMUNITY CENTER
OAKLEY, CALIFORNIA

MOSQUE

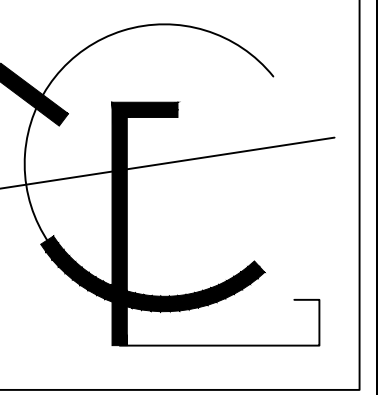
FIRST FLOOR PLAN



 **FIRST FLOOR PLAN**
SCALE: 1/8" = 1'-0"

NO.	REVISIONS	DATE

A5.0



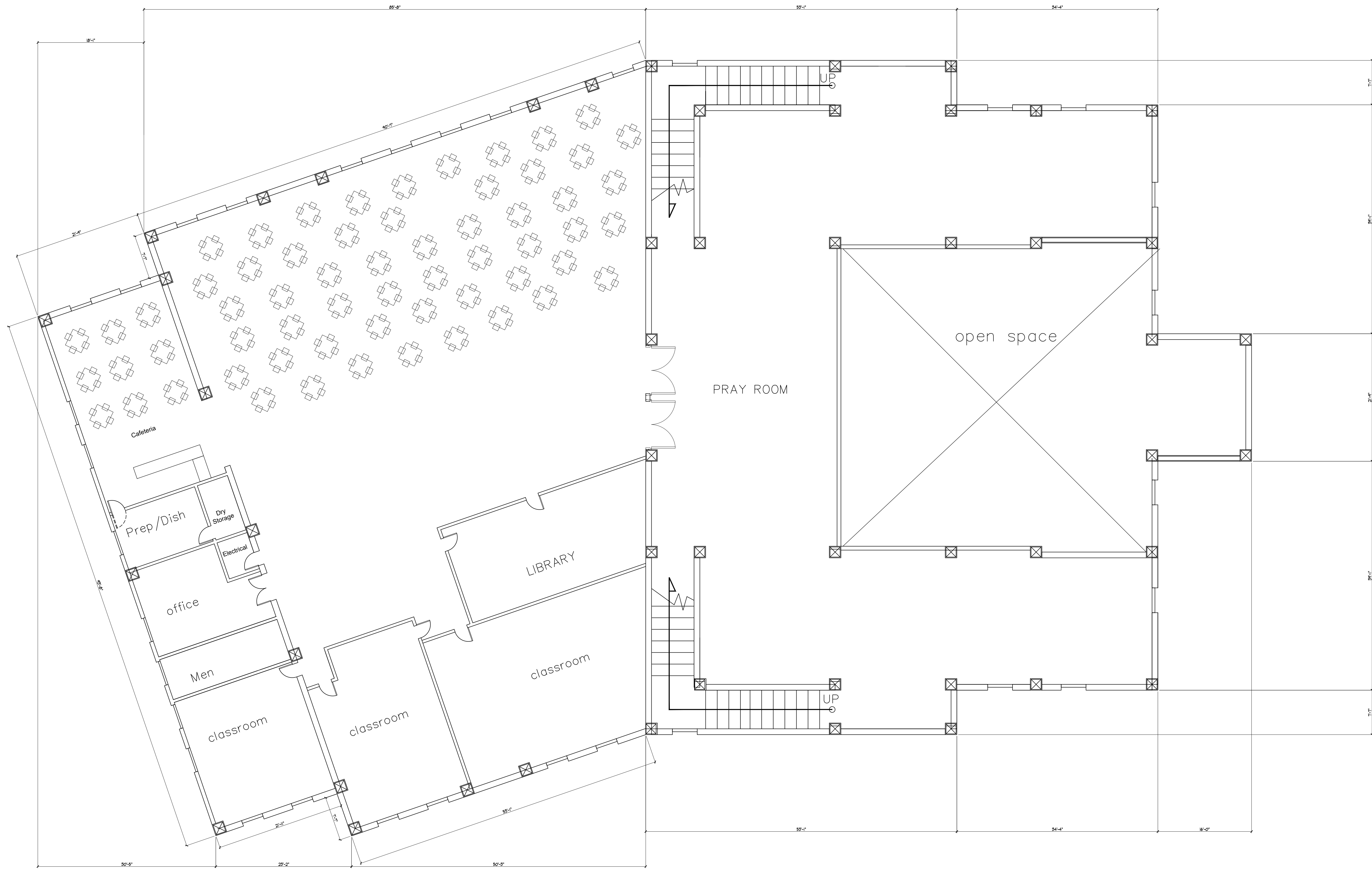
ICG
ENGINEERING


ICG Engineering, Inc.
1780 Margaria Ct.
Concord, CA 94521
Tel: 925.330.0452
icgengineering@gmail.com
www.icgengineering.com

IBN SINA COMMUNITY CENTER
OAKLEY, CALIFORNIA

MOSQUE

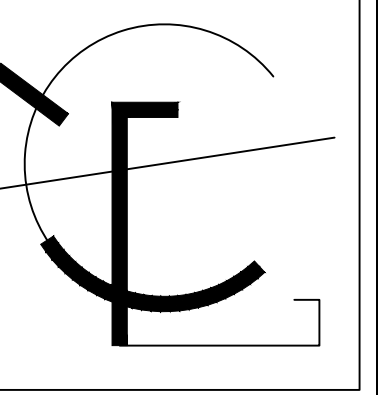
SECOND FLOOR PLAN



 **SECOND FLOOR PLAN**
SCALE: 1/8" = 1'-0"

NO.	REVISIONS	DATE

A5.1



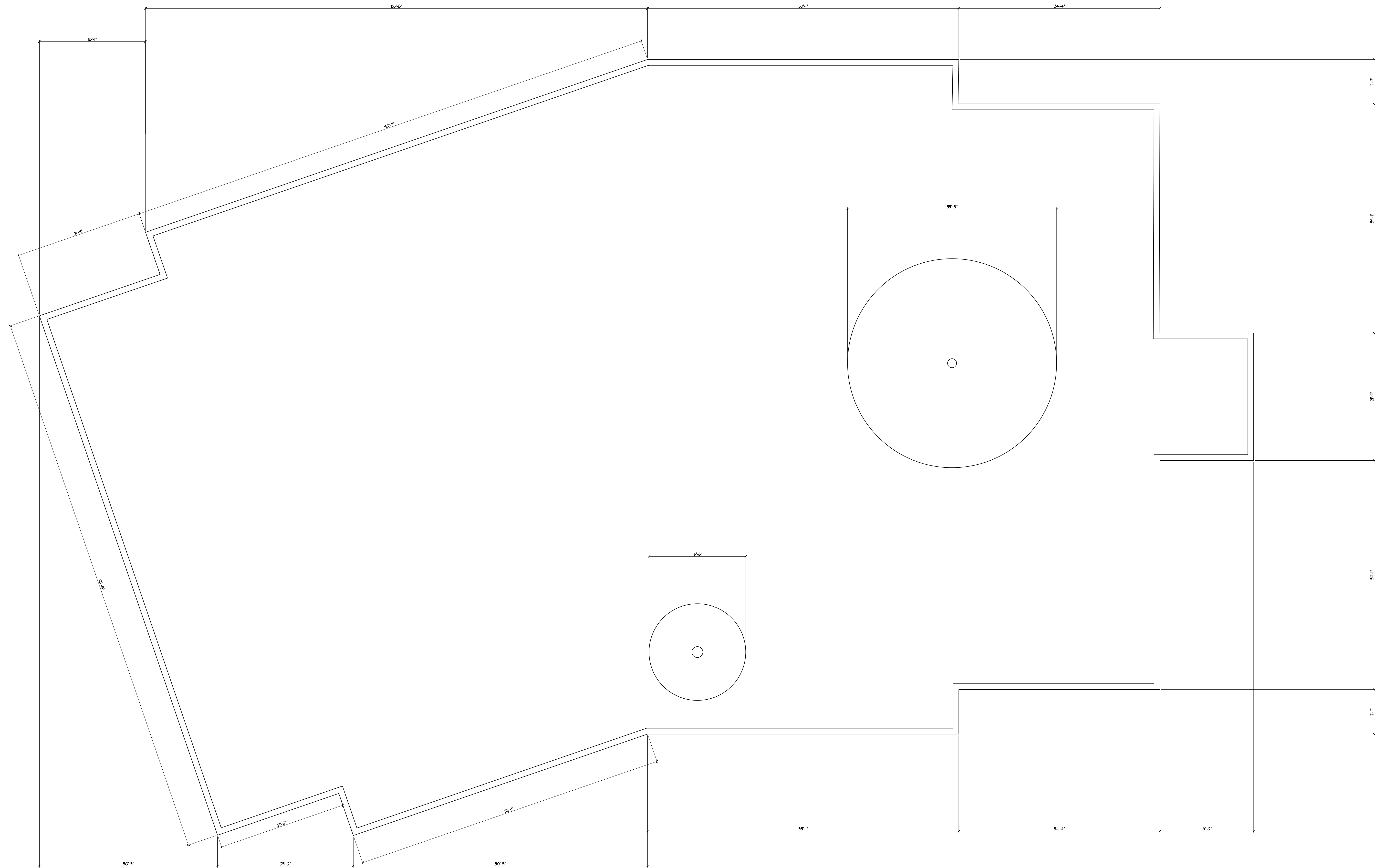
ICG
ENGINEERING

ICG Engineering, Inc.
1780 Margaria Ct.
Concord, CA 94521
Tel: 925-330-0452
icgengineering@gmail.com
www.icgengineering.com

IBN SINA COMMUNITY CENTER
OAKLEY, CALIFORNIA


MOSQUE

ROOF PLAN



ROOF PLAN
SCALE: 1/8" = 1'-0"

NO.	REVISIONS	DATE



ICG
ENGINEERING

ICG Engineering, Inc.
1788 Neiganga Ct.
Concord, CA 94521
Tel: 925.330.0452
icgengineering@gmail.com
www.icgengineering.com

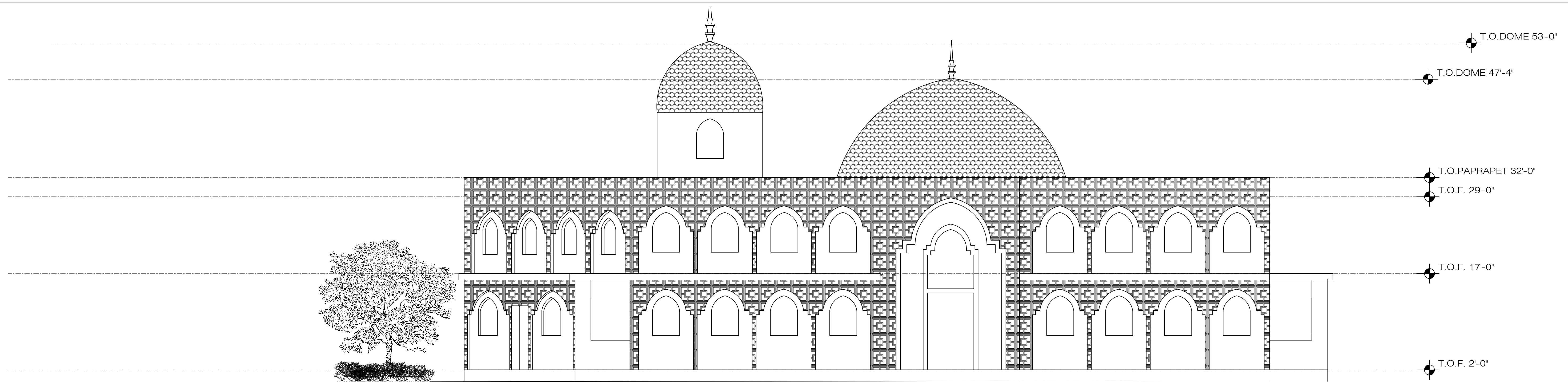
IBN SINA COMMUNITY CENTER
OAKLEY, CALIFORNIA

MOSQUE

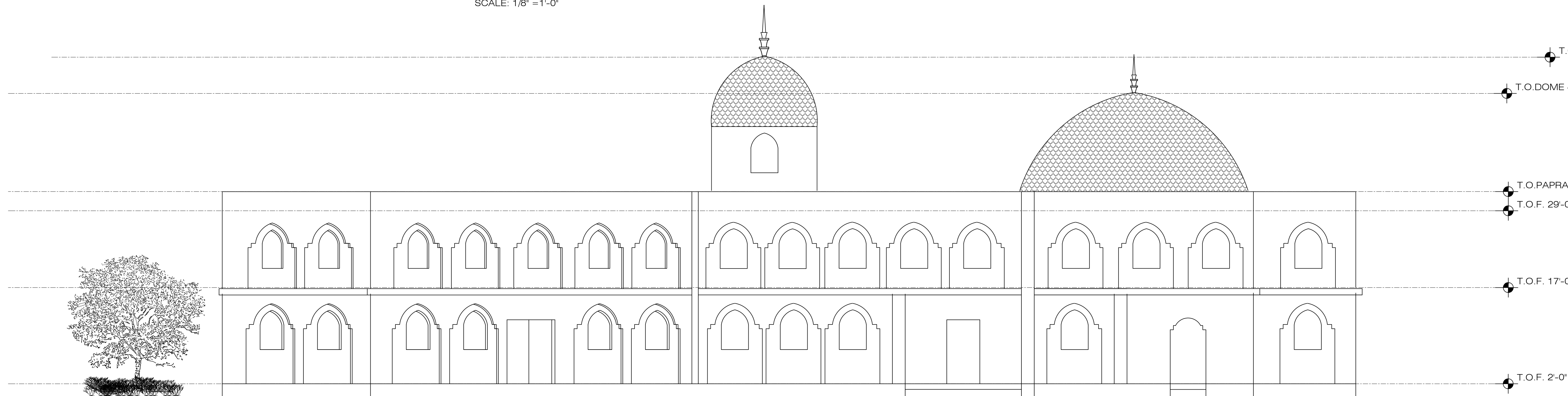
SECOND FLOOR PLAN

NO.	REVISIONS	DATE

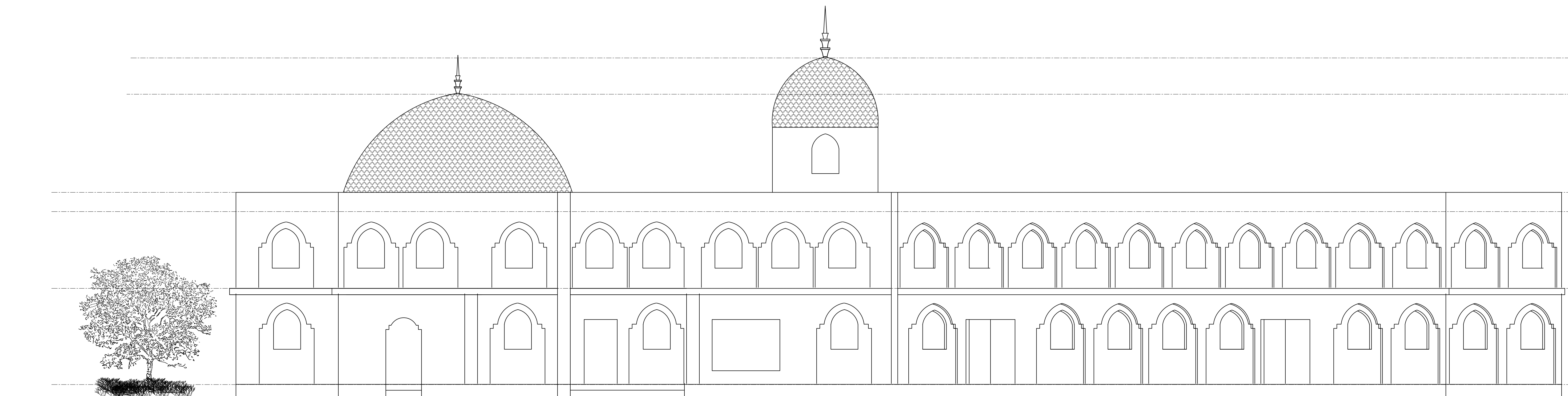
A5.2



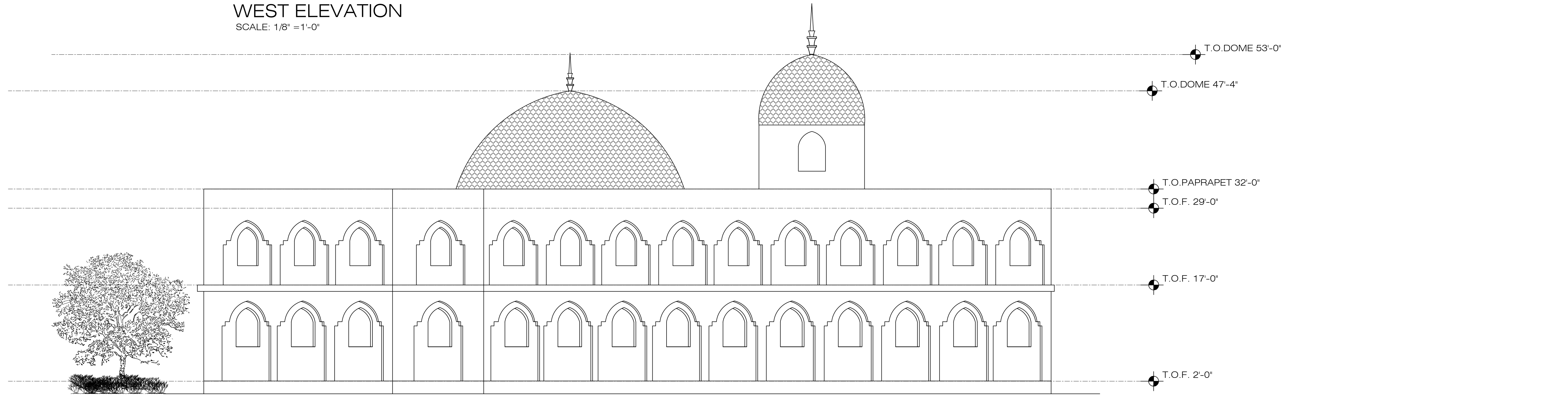
NORTH ELEVATION
SCALE: 1/8" = 1'-0"




EAST ELEVATION
SCALE: 1/8" = 1'-0"



WEST ELEVATION
SCALE: 1/8" = 1'-0"



SOUTH ELEVATION
SCALE: 1/8" = 1'-0"



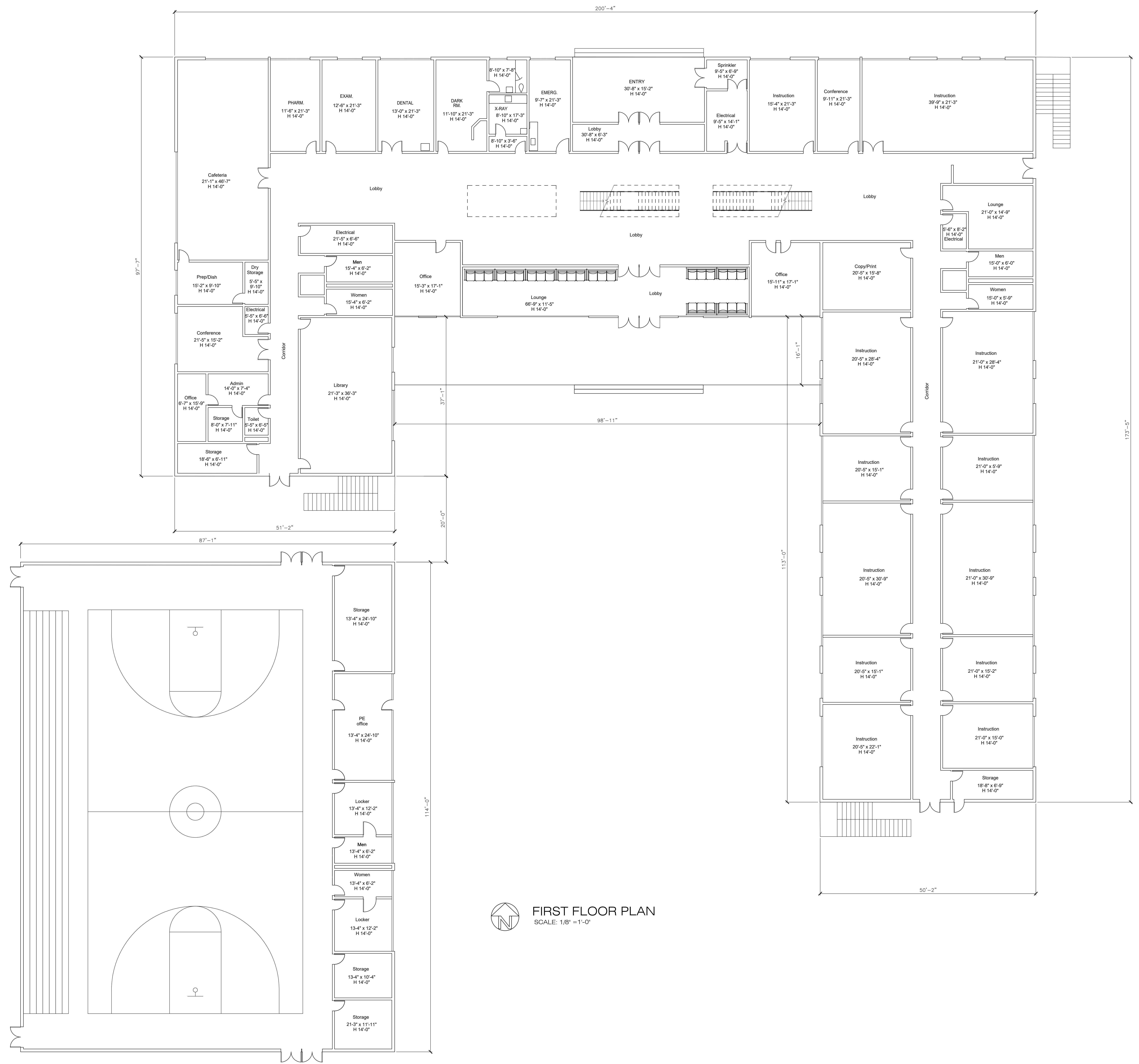
ICG
ENGINEERING

ICG Engineering, Inc.
11760 Neiganga Ct.
Concord, CA 94521
Tel: 925.330.0402
icgengineering@gmail.com
www.icgengineering.com

IBN SINA COMMUNITY CENTER
OAKLEY, CALIFORNIA

SCHOOL & GYM


FIRST FLOOR PLAN



 **FIRST FLOOR PLAN**
SCALE: 1/8" = 1'-0"

NO.	REVISIONS	DATE

A4.0



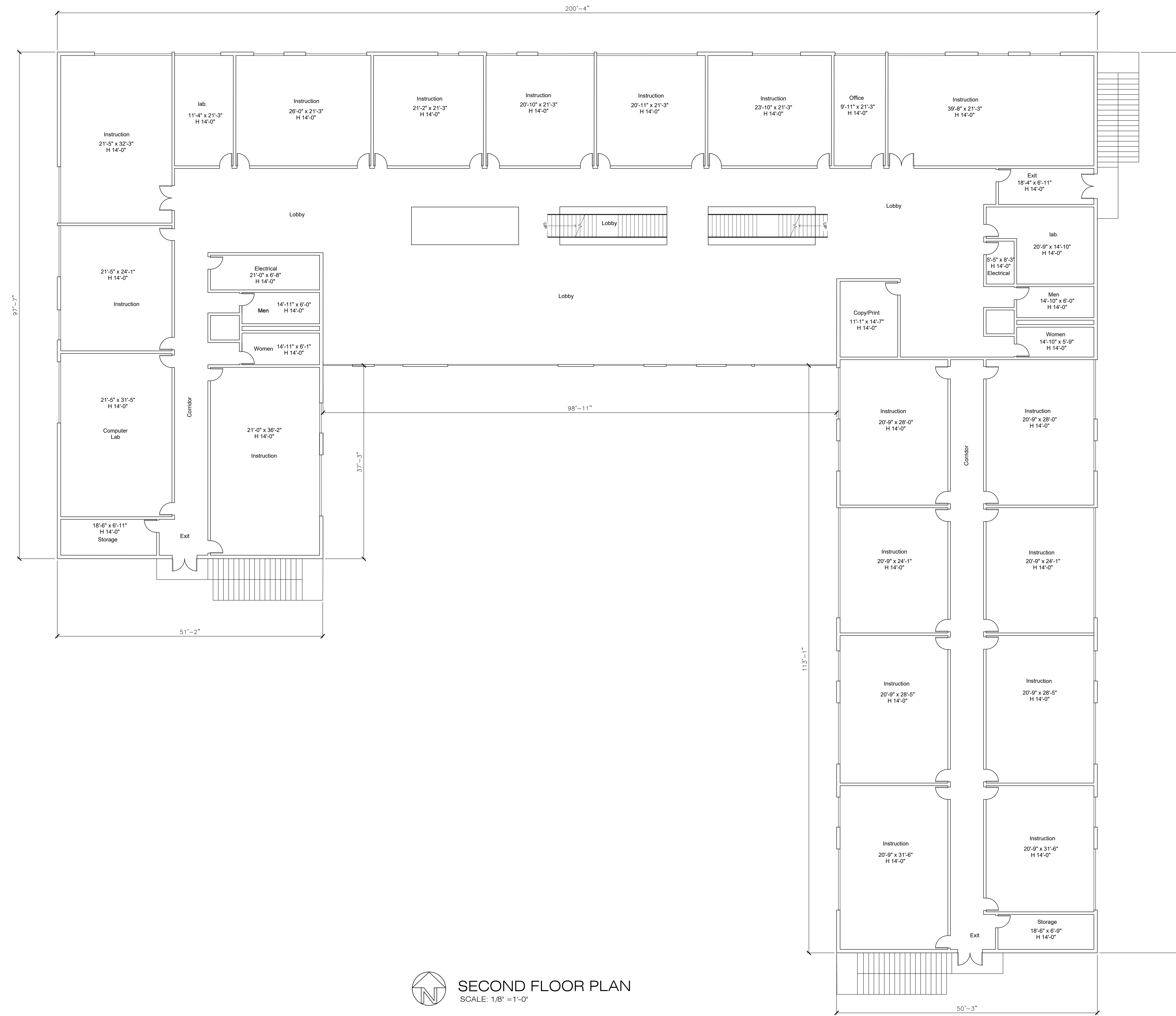
**ICG
ENGINEERING**
Hobart Hobart, PA, Inc.

ICG Engineering, Inc.
1180 Margaria Ct.
Concord, CA 94521
Tel: 925.330.0452
icgengineering@gmail.com
www.icgengineering.com

IBN SINA COMMUNITY CENTER
OAKLEY, CALIFORNIA

SCHOOL


SECOND FLOOR PLAN



SECOND FLOOR PLAN
SCALE: 1/8" = 1'-0"

NO.	REVISIONS	DATE

A4.1



ICG
ENGINEERING

ICG Engineering, Inc.
1750 Margaria Ct.
Concord CA 94521
Tel: 925-330-0452
icgengineering@gmail.com
www.icgengineering.com

IBN SINA COMMUNITY CENTER
OAKLEY, CALIFORNIA

SCHOOL


ROOF PLAN

NO.	REVISIONS	DATE

A4.2



ROOF PLAN
SCALE: 1/8" = 1'-0"



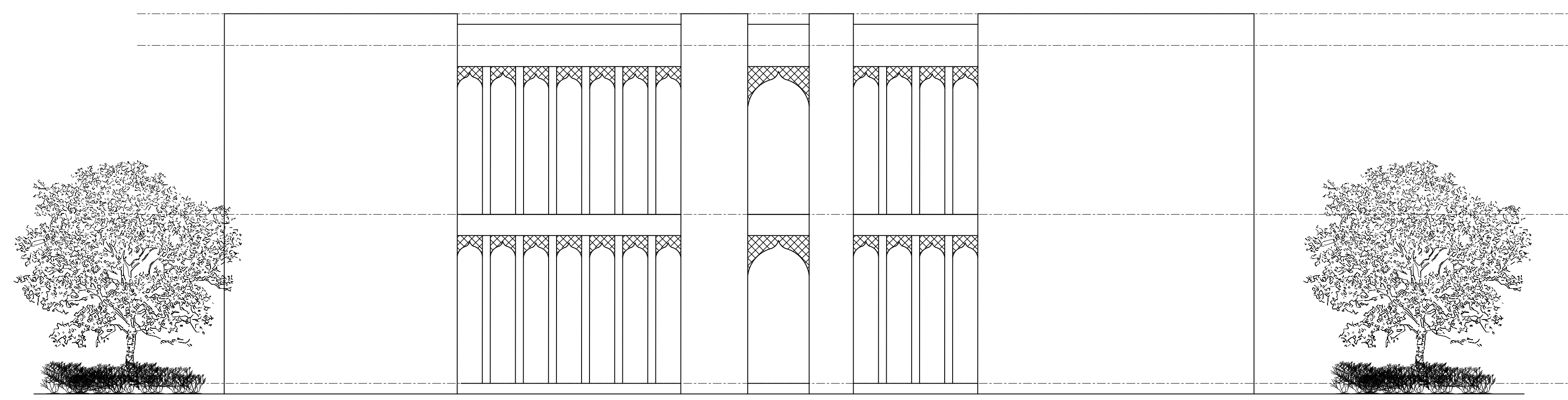
ICG
ENGINEERING

ICG Engineering, Inc.
1780 Margaria Ct.
Concord CA 94621
Tel: 925-330-0452
icgengineering@gmail.com
www.icgengineering.com

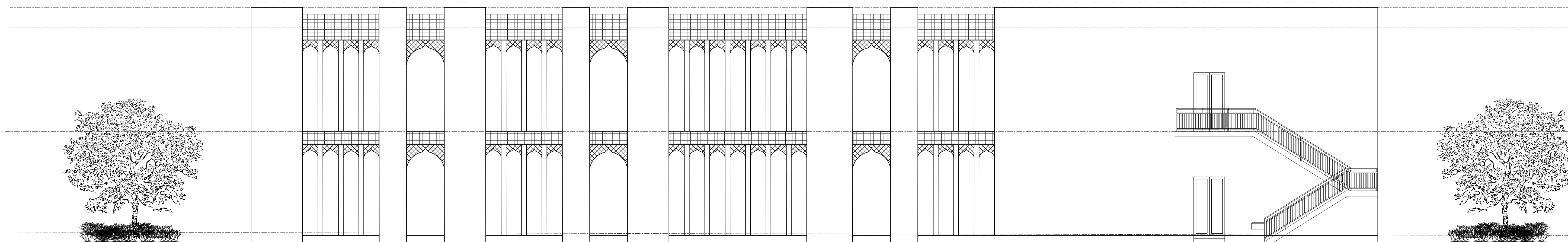
IBN SINA COMMUNITY CENTER
OAKLEY, CALIFORNIA

SCHOOL

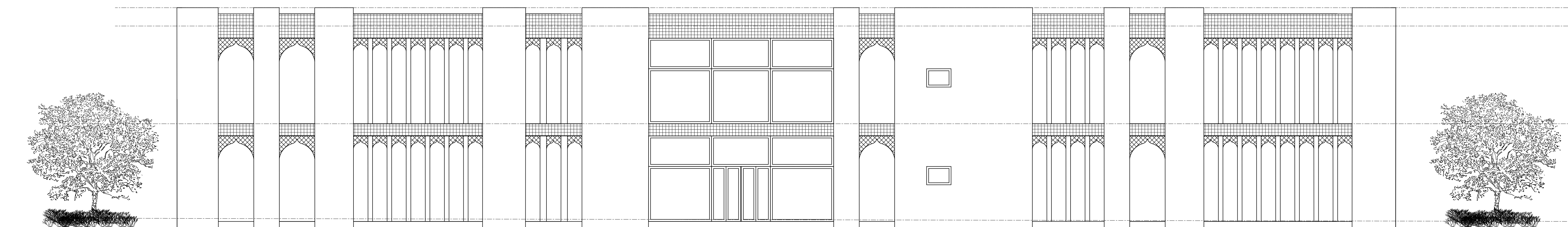
ELEVATIONS



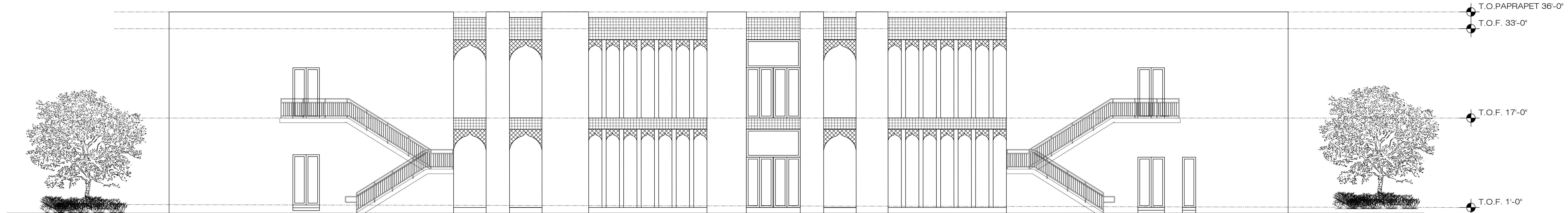
WEST ELEVATION
SCALE: 1/8" = 1'-0"



EAST ELEVATION
SCALE: 1/8" = 1'-0"

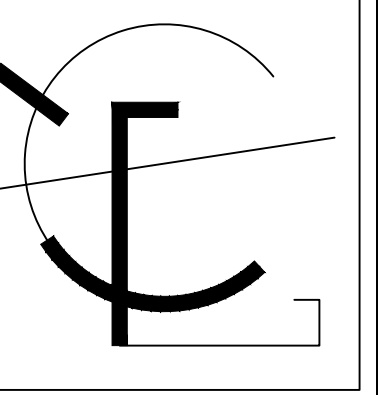


NORTH ELEVATION
SCALE: 1/8" = 1'-0"



SOUTH ELEVATION
SCALE: 1/8" = 1'-0"

NO.	REVISIONS	DATE




ICG
ENGINEERING

ICG Engineering, Inc.
1788 Margaria Ct.
Concord CA 94521
Tel: 925-330-0452
icgengineering@gmail.com
www.icgengineering.com

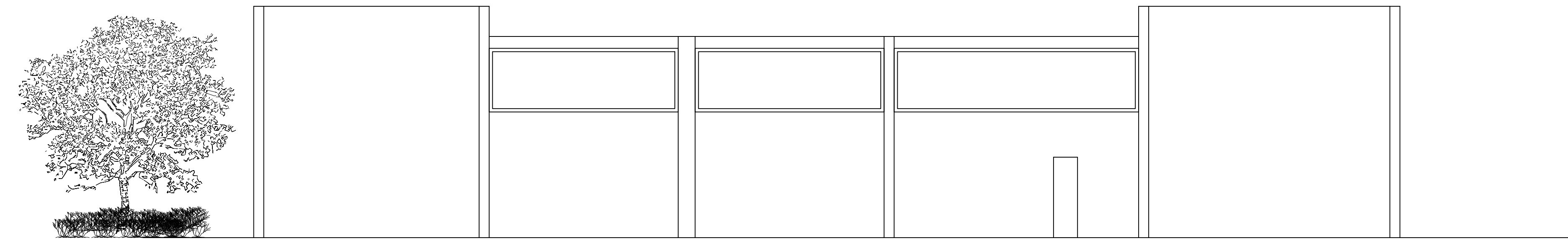
IBN SINA COMMUNITY CENTER
OAKLEY, CALIFORNIA

SCHOOL GYM

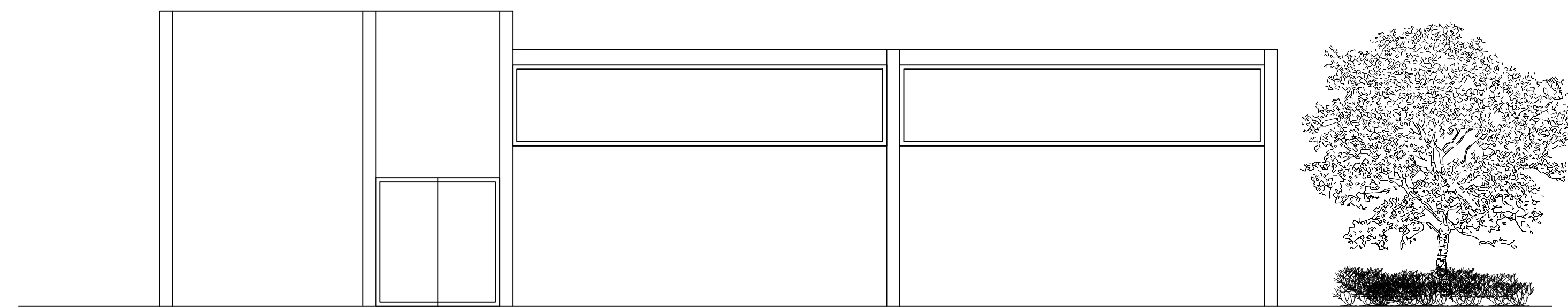
ELEVATIONS



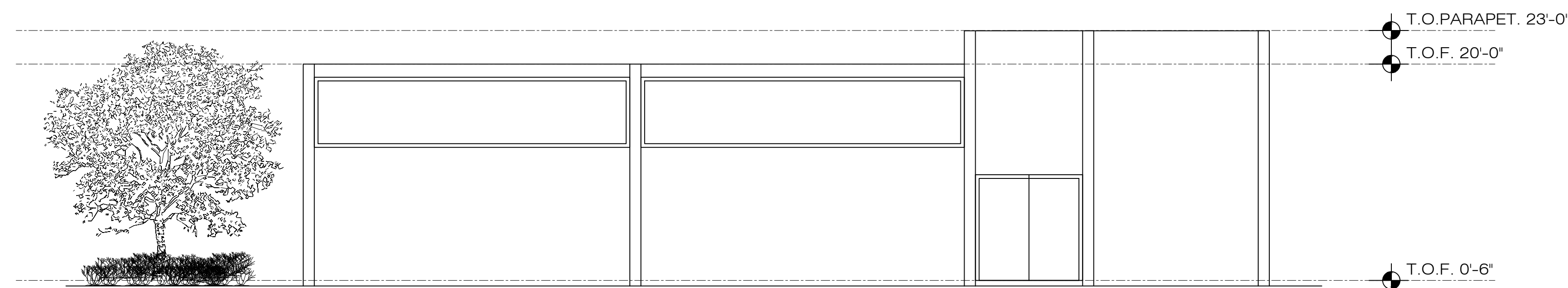
WEST ELEVATION
SCALE: 1/8" = 1'-0"



EAST ELEVATION
SCALE: 1/8" = 1'-0"

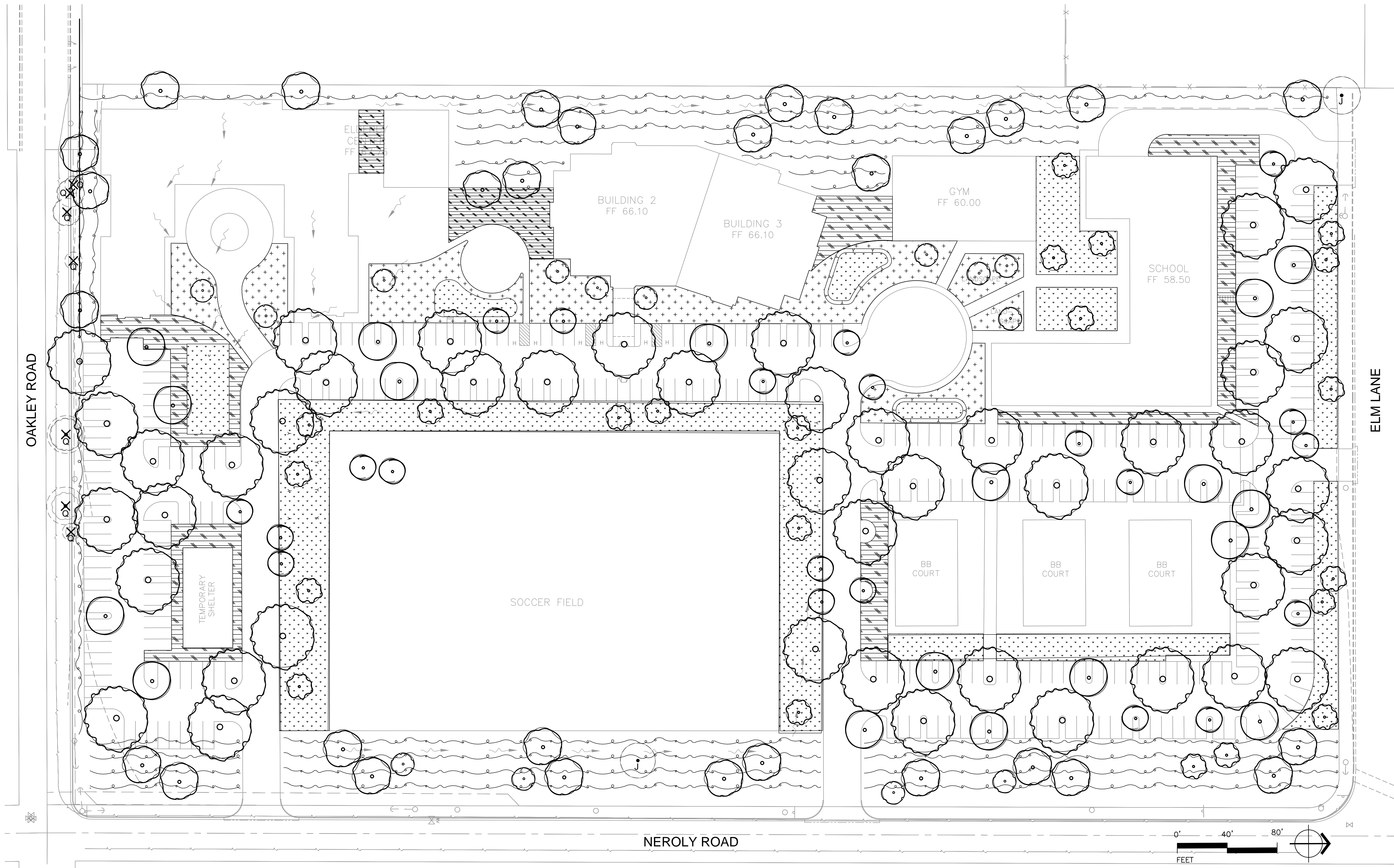


NORTH ELEVATION
SCALE: 1/8" = 1'-0"



SOUTH ELEVATION
SCALE: 1/8" = 1'-0"

NO.	REVISIONS	DATE



**PANORAMIC
DESIGN GROUP**

MAURA BALDWIN
CALIFORNIA LANDSCAPE ARCHITECT #5802
ISA CERTIFIED ARBORIST #VE-9612A
BAY-FRIENDLY QUALIFIED PROFESSIONAL
510-367-3028
mbaldwin.pdg@gmail.com



CLIENT:

**ICG ENGINEERING,
INC.**
1786 MARGARITA CT.
CONCORD, CA

PROJECT:

**IBN SINA
COMMUNITY
CENTER**
NEROLY ROAD
OAKLEY, CA

SUBMITTAL:

01-06-17 DESIGN REVIEW
04-07-17 REVISIONS



NOTIFY UNDERGROUND SERVICE ALERT
AT LEAST 48 HOURS IN ADVANCE OF EXCAVATING

SHEET TITLE:

**CONCEPTUAL
LANDSCAPE
PLAN**

SHEET #:

L1.0

PLOT DATE: 170407

