

December 15, 2016

Deborah Sultan
Finance Director
City of Oakley
3231 Main Street
Oakley, CA 94561

Dear Deborah:


We are pleased to enclose the California State Controller's Annual Cities Financial Transactions Report for the City of Oakley for the fiscal year ended June 30, 2016. We have not audited the data as provided by the City in preparing the report as noted in the enclosed compilation report that is for your records.

Please have the City's Fiscal Officer sign the cover page and mail it along with the supplement page to the State Controller's Office, Division of Accounting and Reporting, Local Government Reporting Section – Cities Unit, PO Box 942850, Sacramento, CA 94250 on or before January 31, 2017. We suggest you send the forms by certified mail with return receipt. The report output file was transmitted directly to the State Controller's Office. A copy of the report is also enclosed for your files.

Please note Question 2 of the Supplement requires that the City provide a list of payments in excess of \$100,000 made to other government agencies. The list should include the name of the agency, the purpose and the amount of the payment. If there are no such payments, please indicate as such by writing N/A in that section.

We appreciate this opportunity to serve you. If you have any questions or need additional information, please do not hesitate to call.

Yours very truly,



Peter R. Medina

MA :pm

enclosures

CITIES FINANCIAL TRANSACTIONS

COVER PAGE

City of Oakley

Fiscal Year: 2016

ID Number: 11980759700


Certification:

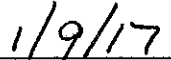
I hereby certify that, to the best of my knowledge and belief, the report forms fairly reflect the financial transactions of the city in accordance with the requirements as prescribed by the California State Controller.

City Fiscal Officer


Signature


Title


Name (Please Print)


Date

Per Government Code section 53891(a), this report is due within seven months after the end of each fiscal year. The report shall contain underlying data from audited financial statements prepared in accordance with generally accepted accounting principles, if this data is available.

Please complete, sign, and mail this cover page to either address below.

Mailing Address:

State Controller's Office
Division of Accounting and Reporting
Local Government Reporting Section
P. O. Box 942850
Sacramento, CA 94250

Express Mailing Address:

State Controller's Office
Division of Accounting and Reporting
Local Government Reporting Section
3301 C Street, Suite 740
Sacramento, CA 95816

Supplement to the Annual Report of California Municipalities

City Name:	Oakley
-------------------	--------

Mark the appropriate box below to indicate the ending date of your agency's fiscal year. Report data for that period only.

- June 2016
 September 2016

Return this form to the **California State Controller's Office**. If you have any questions regarding this form please contact:

U.S. Bureau of the Census, Michael Osman, 1-800-242-4523

1. Reference: State Controller's Report – Please refer to your State Controller's Report to answer questions A-D.

Section A: From the Schedule of Net Expenditures, General Government (Legislative) –Indicate the operating expenditures (Column A) and capital outlay amounts (Column B) you included in the 'Legislative' field that relate to the financial administration (i.e., finance director, city auditor, treasurer, central accounting and purchasing services, budgeting, etc., - including related data processing) of your government, if any.

Column A – Operating Expenditures:	E23	\$	N/A
Column B – Capital Outlay Amount: Equipment and Land	G23	\$	/
Construction	F23	\$	/

Section B: From the Schedule of Net Expenditures, General Government (Legislative) –Indicate the operating expenditures (Column A) and capital outlay amounts (Column B) you included in the 'Legislative' field that relate to the city attorney and prosecution (exclude probation and parole), if any.

Column A – Operating Expenditures:	E25	\$	183,463
Column B – Capital Outlay Amount: Equipment and Land	G25	\$	N/A
Construction	F25	\$	/

Section C: From the Schedule of Net Expenditures, General Government (Management and Support) – Indicate the operating expenditures (Column A) and capital outlay amounts (Column B) you included in the 'Management and Support' field that relate to the financial administration (i.e., finance director, city auditor, treasurer, central accounting and purchasing services, budgeting, etc., - including related data processing) of your government, if any.

Column A – Operating Expenditures:	E23	\$	683,437
Column B – Capital Outlay Amount: Equipment and Land	G23	\$	N/A
Construction	F23	\$	/

Section D: From the Schedule of Net Expenditures, Public Safety (Police) – Indicate the operating expenditures (Column A) and capital outlay amounts (Column B) you included in the ‘Police’ field that relate to the city attorney and prosecution (exclude probation and parole), if any.

Column A – Operating Expenditures:	E62	\$	N/A
Column B – Capital Outlay Amount: Equipment and Land	G62	\$	
Construction	F62	\$	

2. Intergovernmental Expenditures

Indicate the recipient agency, purpose, and the amount of intergovernmental payments over \$100,000 made by your government during the year.

Paid to:	Purpose:	Amount:
a.		
b.		
c.		
d.		

City of Oakley

Cities Financial Transactions Report

General Information

Fiscal Year **2016**

Members of the Governing Body

	First Name	Middle Initial	Last Name
Mayor	Kevin		Romick
Member 1	Sue		Higgins
Member 2	Randy		Pope
Member 3	Doug		Hardcastle
Member 4	Vanessa		Perry
Member 5			
Member 6			
Member 7			
Member 8			
Member 9			
Member 10			

Mailing Address

Street 1

Street 2

City State Zip

Email Is Address Changed?

Report Prepared By

Firm Name

First

Middle Initial

Last

Title

Telephone

Fax No.

Email

City Fiscal Officer

	First Name	Middle Initial	Last Name
	Deborah		Sultan

Title

Telephone

City of Oakley
Cities Financial Transactions Report - Internal Service Fund

Operating Revenue

Fiscal Year 2016

Fund Name (Specify)

Capital Facilities Fund

Operating Revenue	50,000
Charges for Service	
Other Operating Revenue	
Total Operating Revenue	\$50,000
Operating Expense	
Personal Services	
Contractual Services	
Supplies	43,392
Materials	
Other Operating Expenses	
General and Administrative Expense	
Depreciation Expense	242,985
Total Operating Expense	\$286,377
Operating Income (Loss)	(\$236,377)
Non-Operating Revenue	
Interest	556
Gain on Sale of Assets	
Other	
Total Non-Operating Revenue	\$556
Non-Operating Expense	
Interest	
Loss on Sale of Assets	
Other	
Total Non-Operating Expense	\$0

City of Oakley
Cities Financial Transactions Report - Internal Service Fund

Operating Revenue

Fiscal Year 2016

Fund Name (Specify)

Capital Facilities Fund

Operating Transfers In (Out)

Excess (Deficiency) of Charges Over Expenses

(\$235.821)

Depreciation That Reduces Contributed Capital

Increase (Decrease) In Retained Earnings

(\$235.821)

Retained Earnings, Beginning

\$203.747

Adjustments

6,667,150

Reason for Adjustments

Prior GASB Implementation.

Retained Earnings, Ending

\$6.635.076

Equity

Contributed Capital: (Current Year)

State

Federal

Other

\$0

Total Current Year Contributions

Residual Equity Transfers In (Out)

Depreciation Applied to Contributed Capital

\$0

Net Increase (Decrease) to Contributed Capital

\$6.667.151

Contributed Capital, Beginning

-6,667,151

Adjustments

Prior GASB Implementation.

Reason for Adjustments

\$0

Contributed Capital, Ending

\$6.635.076

Retained Earnings, Ending

\$6.635.076

Total Equity, Ending

Retained Earnings - Reserved

\$6.635.076

Retained Earnings - Unreserved

City of Oakley
Cities Financial Transactions Report - Internal Service Fund

Operating Revenue

Fiscal Year 2016
Fund Name (Specify)

Equipment Replacement

Operating Revenue	100,000
Charges for Service	8,234
Other Operating Revenue	\$108,234
Total Operating Revenue	
Operating Expense	
Personal Services	
Contractual Services	40,716
Supplies	
Materials	
Other Operating Expenses	
General and Administrative Expense	262,878
Depreciation Expense	\$303,594
Total Operating Expense	(\$195,360)
Operating Income (Loss)	
Non-Operating Revenue	
Interest	5,315
Gain on Sale of Assets	174,013
Other	\$179,328
Total Non-Operating Revenue	
Non-Operating Expense	
Interest	
Loss on Sale of Assets	
Other	
Total Non-Operating Expense	\$0

City of Oakley
Cities Financial Transactions Report - Internal Service Fund

Operating Revenue

Fiscal Year 2016

Fund Name (Specify)

Equipment Replacement

Operating Transfers In (Out)

Excess (Deficiency) of Charges Over Expenses

(\$16,032)

Depreciation That Reduces Contributed Capital

Increase (Decrease) In Retained Earnings

(\$16,032)

Retained Earnings, Beginning

\$1,684,136

Adjustments

216,054

Reason for Adjustments

Prior GASB implementation.

Retained Earnings, Ending

\$1,884,158

Equity

Contributed Capital: (Current Year)

State

Federal

Other

\$0

Total Current Year Contributions

Residual Equity Transfers In (Out)

Depreciation Applied to Contributed Capital

Net Increase (Decrease) to Contributed Capital

\$0

Contributed Capital, Beginning

\$216,053

Adjustments

-216,053

Reason for Adjustments

Prior GASB implementation.

Contributed Capital, Ending

\$0

Retained Earnings, Ending

\$1,884,158

Total Equity, Ending

\$1,884,158

Retained Earnings - Reserved

Retained Earnings - Unreserved

\$1,884,158

City of Oakley
Cities Financial Transactions Report - Other Activity/Enterprise

Operating Revenue

Fiscal Year 2016

Enterprise Name

Housing

Is This Function Accounted for as an Enterprise Fund?

No

Charges for Service

Other Operating Revenue

260,795

Total Operating Revenue

\$260,795

Operating Expense

Personal Services

Contractual Services

Supplies

Materials

84,620

Other Operating Expenses

General and Administrative Expenses

Depreciation Expense

\$84,620

Total Operating Expense

\$176,175

Operating Income (Loss)

Non-Operating Revenue

1,325

Interest

State

Federal

County

Gain on Sale of Assets

Other

\$1,325

Total Non-Operating Revenue

Non-Operating Expense

Interest

Loss on Sale of Assets

5,395

Other

\$5,395

Total Non-Operating Expense

City of Oakley
Cities Financial Transactions Report - Other Activity/Enterprise

Operating Revenue

Fiscal Year 2016

Enterprise Name

Housing

Operating Transfers In (Out)

Net Income (Loss)

\$172,105

Depreciation that Reduces Contributed Capital

Increase (Decrease) in Retained Earnings

\$0

Retained Earnings, Beginning

Adjustments

Reason for Adjustments

Residual Equity Transfers In (Out)

Retained Earnings, Ending

\$0

Equity

Contributed Capital: (Current Year)

State

Federal

County

Contribution from Non-Government Sources

Other

Total Current Year Contributions

\$0

Residual Equity Transfers In (Out)

Depreciation Applied to Contributed Capital

Net Increase (Decrease) to Contributed Capital

\$0

Contributed Capital, Beginning

Adjustments

Reason for Adjustments

Contributed Capital, Ending

\$0

Retained Earnings, Ending

\$0

Total Equity, Ending

\$0

Retained Earnings - Reserved

Retained Earnings - Unreserved

\$0

City of Oakley
Cities Financial Transactions Report - Other Activity/Enterprise

Operating Revenue

Fiscal Year 2016

Enterprise Name

Housing

Revenue/Expenditure Schedule Adjustments

Total Proceeds from Sale of Assets

Principal Payments on Debt Service

Capital Lease Payments

Current Year Capital Outlay

Other (Specify, maximum of 5 entries allowed)

Specify:

Amount:

- Activity/Enterprise Types**
- | | |
|---------------------------|-------------------------|
| Cemeteries | Parking Facilities |
| Golf Courses | Ports and Harbors |
| Hospitals and Sanitariums | Solid Waste |
| Housing | Sports Arena / Stadiums |
| | Other: (Specify) |

City of Oakley

Cities Financial Transactions Report

Detailed Summary of Functional Revenues For Fiscal Year 2016

Functional Revenue:

Expenditures:

Construction Development Taxes

Management and Support	\$665,530
Fire	\$84,637
Streets/Highways/Storm Drains	\$2,372,466
Construction and Engineering Regulation Enforcement	\$657,802
Parks and Recreation	\$294,359

Sub Total: \$4,074,794

Construction Permits

Construction and Engineering Regulation Enforcement	\$1,096,220
--	-------------

Sub Total: \$1,096,220

Contributions from Non-Govt Sources

Parks and Recreation	\$18,578
Community Promotion	\$54,392
Police	\$2,870
Streets/Highways/Storm Drains	\$82,710

Sub Total: \$158,550

Engineering Fees Inspection and Other

Construction and Engineering Regulation Enforcement	\$144,749
Planning	\$404,701

Sub Total: \$549,450

Forfeitures and Penalties

Police	\$40,702
--------	----------

Sub Total: \$40,702

Gasoline Tax

Streets/Highways/Storm Drains	\$847,495
-------------------------------	-----------

City of Oakley

Cities Financial Transactions Report

Detailed Summary of Functional Revenues For Fiscal Year 2016

Functional Revenue:

Expenditures:

Sub Total: \$847,495

Investment Earnings

Streets/Highways/Storm Drains	\$43,439
Management and Support	\$5,569
Fire	\$312
Community Promotion	\$200
Parks and Recreation	\$2,540
Police	\$866

Sub Total: \$52,926

Parks and Recreation Fees

Parks and Recreation	\$73,483
----------------------	----------

Sub Total: \$73,483

Plan Checking Fees

Planning	\$232,558
----------	-----------

Sub Total: \$232,558

Police

Police	\$198
--------	-------

Sub Total: \$198

Quasi-External Transactions

Management and Support	\$2,903,630
------------------------	-------------

Sub Total: \$2,903,630

Transportation Taxes-Non Transit

Streets/Highways/Storm Drains	\$528,891
-------------------------------	-----------

Sub Total: \$528,891

Vehicle Code Fines

Police	\$97,681
--------	----------

City of Oakley

Cities Financial Transactions Report

Detailed Summary of Functional Revenues For Fiscal Year 2016

Functional Revenue:

Expenditures:

Sub Total:

\$97,681

City of Oakley

Cities Financial Transactions Report - Schedule of General and Functional Revenues

Taxes

Fiscal Year 2016

	Functional Revenues A	General Revenues B	Total Revenues C
Taxes			
Secured and Unsecured Property Taxes		2,592,938	
Supplement Roll Secured and Unsecured Property Taxes			
Property Tax In-Lieu of Vehicle License Fees		2,503,782	
Voter Approved Indebtedness Property Taxes	\$0		
Supplemental Roll Voter Approved Indebtedness Property Taxes	\$0		
Property Taxes - Prior			
Supplemental Roll Property Taxes-Prior			
Other Property Taxes			
Interest, Penalties, and Delinquent Taxes		1,637,116	
Sale and Use Taxes		115,683	
In-Lieu Local Sales and Use Taxes	\$0		
Transportation Taxes - Transit	\$528,891		
Transportation Taxes - Non Transit	\$0	209,763	
Transient Lodging Taxes		1,435,709	
Franchises		147,589	
Business License Taxes		226,965	
Real Property Transfer Taxes			
Utility Users Taxes			
Construction Development Taxes	\$4,074,794		
Other Non-Property Taxes			
Admission Tax	\$0		
Parking Tax	\$0		
Other (Specify)	\$0	\$0	

City of Oakley

Cities Financial Transactions Report - Schedule of General and Functional Revenues

Taxes

Fiscal Year 2016

Specify Functional Revenues	Select Expenditure Function	Functional Revenue

Specify General Revenues

General Revenues

Total

\$4,603.685	\$8,869.545	\$13,473.230
-------------	-------------	--------------

City of Oakley
Cities Financial Transactions Report - Schedule of General and Functional Revenues

Special Benefit Assessments for Operations

Fiscal Year 2016

Functional Revenues
A

Special Benefit Assessments for Operations

Fire

Paramedics

Police

Lighting

Other (Specify, maximum of 5 entries allowed)

	\$0
	\$0
	\$198
	\$0
	\$7,885,036

Specify Functional Revenues

Select Expenditure Function

Functional Revenue

Community Facilities Districts	Other Community Development 1	469,253
Landscaping District	Street Trees/Landscaping	3,441,106
NPDES	Streets/Highways/Storm Drains	490,769
P-6	Police	3,483,908
	Total:	\$7,885,036

Total

\$7,885,234

City of Oakley
Cities Financial Transactions Report - Schedule of General and Functional Revenues

Licenses and Permits

Fiscal Year 2016

Functional Revenues	General Revenues	Total Revenues
A	B	C

Licenses and Permits

Animal Licenses
 Bicycle Licenses
 Construction Permits
 Street and Curb Permits
 Other Licenses and Permits (Specify)

\$0		
\$0		
\$1,096,220		
\$0		
\$0	\$0	

Specify Functional Revenues

**Select Expenditure
Function**

**Functional
Revenue**

Specify General Revenues

General Revenues

Total

\$1,096,220	\$0	\$1,096,220
-------------	-----	-------------

City of Oakley
Cities Financial Transactions Report - Schedule of General and Functional Revenues

Fines and Forfeitures and Revenue from Use of Money and Property

Fiscal Year	2016	Functional Revenues A	General Revenues B	Total Revenues C
Fines and Forfeitures				
Vehicle Code Fines		\$97.681		
Other Fines				
Forfeitures and Penalties		\$40.702		
Total		\$138.383	\$0	\$138.383
Revenue from Use of Money and Property				
Investment Earnings		\$54.251	119,881	
Rents and Concessions		\$0	128,344	
Royalties				
Other 1		\$0		
Other 2		\$0		
Total		\$54.251	\$248.225	\$302.476

City of Oakley

Cities Financial Transactions Report - Schedule of General and Functional Revenues

Intergovernmental - State

Fiscal Year	2016	Functional Revenues A	General Revenues B	Total Revenues C
Intergovernmental - State				
Motor Vehicle In-Lieu Tax				
Homeowners Property Tax Relief		\$0	67,592	
Gasoline Tax		\$847,495		
Peace Officers Standards and Training		\$0		
Off Highway Motor Vehicle In-Lieu Fee				
Other State Grants				
Mandated Cost			16,240	
Other 1			15,651	
Other 2				
Prop. 172 - Public Safety		\$0		
Other State Grants from Enterprise Activities		\$0		
Other State Grants (Specify)		\$125,070		

Specify Functional Revenues	Select Expenditure Function	Functional Revenue
Recycle	Management and Support	10,452
SLESF	Police	114,618
Total:		\$125,070

Total	\$972,565	\$99,483	\$1,072,048
--------------	-----------	----------	-------------

City of Oakley

Cities Financial Transactions Report - Schedule of General and Functional Revenues

Intergovernmental - Federal, County, and Other Taxes In-Lieu

Fiscal Year	2016			
		Functional Revenues	General Revenues	Total Revenues
		A	B	C

Intergovernmental - Federal

Community Development Block Grant	\$0		
Workforce Investment Act (WIA)	\$0		
Other Federal Grants from Enterprise Activities	\$0		
Other Federal Grants (Specify)	\$0		

Specify Functional Revenues	Select Expenditure Function	Functional Revenue
------------------------------------	------------------------------------	---------------------------

Total	\$0		\$0
--------------	-----	--	-----

Intergovernmental - County

County Grants of State Gasoline Tax	\$0		
Other County Grants from Enterprise Activities	\$0		
Other County Grants	\$0		
Total	\$0		\$0
Other Taxes In-Lieu	\$0		\$0

City of Oakley

Cities Financial Transactions Report - Schedule of General and Functional Revenues

Current Service Charges

Fiscal Year 2016

Functional
Revenues

Current Service Charges

Zoning Fees and Subdivision Fees	\$0
Special Police Department Services	\$0
Special Fire Department Services	\$0
Plan Checking Fees	\$232,558
Animal Shelter Fee and Charges	\$0
Engineering Fees Inspection and Other	\$549,450
Street, Sidewalk, and Curb Repairs	\$0
Weed and Lot Cleaning	\$0
Sewer Service Charges	\$0
Sewer Connection Fees	\$0
Solid Waste Revenues	\$0
Sales of Refuse	\$0
First Aid and Ambulance Charges	\$0
Library Fines and Fees	\$0
Parking Facility	\$73,483
Parks and Recreation Fees	\$0
Golf Courses Fees	\$0
Water Service Charges	\$0
Water Connection Fees	\$0
Electric Revenues	\$0
Gas Revenues	\$0
Airport Revenues	\$0
Cemetery Revenues	\$260,795
Housing Revenues	\$0
Ports and Harbor Revenues	\$0
Hospital Revenues	\$0
Transit Revenues	\$0
Stadium Revenues	\$0

City of Oakley

Cities Financial Transactions Report - Schedule of General and Functional Revenues

Current Service Charges

Fiscal Year 2016

	Functional Revenues
Quasi-External Transactions	<u>\$2,903,630</u>
Other Current Service Charges (Specify)	<u>\$1,429,498</u>

Specify Functional Revenues	Select Expenditure Function	Functional Revenue
Annual Fee	Management and Support	250,000
Miscellaneous Reimbursement	Streets/Highways/Storm Drains	1,069,166
Miscellaneous Reimbursements	Street Trees/Landscaping	55,332
School Resource Officer	Police	55,000
	Total:	<u>\$1,429,498</u>

Total \$5,449,414

City of Oakley

Cities Financial Transactions Report - Schedule of General and Functional Revenues

Other Revenues

	Functional Revenues A	General Revenues B	Total Revenues C
Fiscal Year	2016		
Other Revenues			
Sale of Real and Personal Property	\$0	79,035	
Contributions from Non-Govt. Sources for Enterprise Activities	\$0		
Contributions from Non-Govt. Sources	\$158,550		
Other Revenues from Enterprise Activities	\$0		
Other Sources of Revenues (Specify)	\$1,741,827	\$0	

Specify Functional Revenues

**Select Expenditure
Function**

**Functional
Revenue**

Impact Admin Fees	Management and Support	134,058
Interdepartmental charges	Management and Support	908,703
Miscellaneous	Management and Support	103,690
Miscellaneous Revenue	Community Promotion	250
Miscellaneous Revenue	Police	3,520
Miscellaneous Revenue	Street Trees/Landscaping	40,500
Miscellaneous Revenue	Streets/Highways/Storm Drains	551,106
Total		\$1,741,827

Specify General Revenues

General Revenues

Total

\$1,900,377	\$79,035	\$1,979,412
-------------	----------	-------------

City of Oakley

Cities Financial Transactions Report - Schedule of General and Functional Revenues

Other Revenues

**Functional
Revenues
A**

**General
Revenues
B**

**Total
Revenues
C**

City of Oakley
Cities Financial Transactions Report - Schedule of General and Functional Revenues

Other Financing Sources and Grand Total Revenues

Fiscal Year 2016

	Functional Revenues A	General Revenues B	Total Revenues C
Other Financing Sources			
General Obligation Bond Proceeds	\$0		
Revenue Bond Proceeds	\$0		
Improvement District Bond Proceeds	\$0		
Limited Obligation Bond Proceeds	\$0		
Note Proceeds	\$0		
Other Debt Proceeds	\$0		\$0
Total	\$0		
Grand Total Functional and General Revenue	\$22,100,129	\$9,296,288	\$31,396,417

City of Oakley
Cities Financial Transactions Report - Schedule of Net Expenditures

General Government and Public Safety

Fiscal Year	2016					
	Operating Expenditures	Capital Outlay	Debt Service	Total Expenditures	Functional Revenues	Net Expenditures/ (Excess) Revenues
	A	B	C	D	E	F
General Government						
Legislative	482,763			\$482,763	\$0	\$482,763
Management and Support	2,222,906	38,456		\$2,261,362	\$4,981,632	(\$2,720,270)
Total	\$2,705,669	\$38,456	\$0	\$2,744,125	\$4,981,632	(\$2,237,507)
Public Safety						
Police	8,098,132			\$8,098,132	\$3,799,363	\$4,298,769
Fire				\$0	\$84,949	(\$84,949)
Emergency Medical Service				\$0	\$0	\$0
Animal Regulation	211,697			\$211,697	\$0	\$211,697
Weed Abatement				\$0	\$0	\$0
Street Lighting				\$0	\$0	\$0
Disaster Preparedness				\$0	\$0	\$0
Other Public Safety 1				\$0	\$0	\$0
Other Public Safety 2				\$0	\$0	\$0
Total	\$8,309,829	\$0	\$0	\$8,309,829	\$3,884,312	\$4,425,517

City of Oakley

Cities Financial Transactions Report - Schedule of Net Expenditures

Transportation and Community Development

Fiscal Year	2016	Operating Expenditures	Capital Outlay	Debt Service	Total Expenditures	Functional Revenues	Net Expenditures/ (Excess) Revenues
		A	B	C	D	E	F
Transportation							
Streets / Highway / Storm Drains		4,991,134	7,637,473		\$12,628,607	\$5,986,042	\$6,642,565
Streets Trees / Landscaping					\$0	\$3,536,938	(\$3,536,938)
Parking Facility		\$0	\$0	\$0	\$0	\$0	\$0
Public Transit		\$0	\$0	\$0	\$0	\$0	\$0
Airports		\$0	\$0	\$0	\$0	\$0	\$0
Ports and Harbor		\$0	\$0	\$0	\$0	\$0	\$0
Other Transportation 1					\$0	\$0	\$0
Other Transportation 2					\$0	\$0	\$0
Total		\$4,991,134	\$7,637,473	\$0	\$12,628,607	\$9,522,980	\$3,105,627
Community Development							
Planning		327,498			\$327,498	\$637,259	(\$309,761)
Construction and Engineering Regulation		1,206,509			\$1,206,509	\$1,898,771	(\$692,262)
Redevelopment					\$0	\$0	\$0
Housing		\$90,015	\$0	\$0	\$90,015	\$262,120	(\$172,105)
Employment					\$0	\$0	\$0
Community Promotion		107,714		561,035	\$668,749	\$54,842	\$613,907
Other Community Development 1					\$0	\$469,253	(\$469,253)
Other Community Development 2					\$0	\$0	\$0
Total		\$1,731,736	\$0	\$561,035	\$2,292,771	\$3,322,245	(\$1,029,474)

City of Oakley

Cities Financial Transactions Report - Schedule of Net Expenditures

Health and Culture and Leisure

Fiscal Year

2016

	Operating Expenditures	Capital Outlay	Debt Service	Total Expenditures	Functional Revenues	Net Expenditures/ (Excess) Revenues
	A	B	C	D	E	F
Health						
Physical and Mental Health				\$0	\$0	\$0
Hospitals and Sanitariums	\$0	\$0	\$0	\$0	\$0	\$0
Solid Waste	\$0	\$0	\$0	\$0	\$0	\$0
Sewers	\$0	\$0	\$0	\$0	\$0	\$0
Cemeteries	\$0	\$0	\$0	\$0	\$0	\$0
Other Health 1				\$0	\$0	\$0
Other Health 2				\$0	\$0	\$0
Total	\$0	\$0	\$0	\$0	\$0	\$0
Culture and Leisure						
Parks and Recreation	766,281	292,945		\$1,059,226	\$388,960	\$670,266
Marina and Wharfs				\$0	\$0	\$0
Libraries				\$0	\$0	\$0
Museums				\$0	\$0	\$0
Golf Courses	\$0	\$0	\$0	\$0	\$0	\$0
Sports Arenas and Stadiums	\$0	\$0	\$0	\$0	\$0	\$0
Community Centers and Auditoriums				\$0	\$0	\$0
Other Culture and Leisure 1				\$0	\$0	\$0
Other Culture and Leisure 2				\$0	\$0	\$0
Total	\$766,281	\$292,945	\$0	\$1,059,226	\$388,960	\$670,266

City of Oakley

Cities Financial Transactions Report - Schedule of Net Expenditures

Public Utilities, Other, and Grand Total

Fiscal Year	2016					
	Operating Expenditures	Capital Outlay	Debt Service	Total Expenditures	Functional Revenues	Net Expenditures/
	A	B	C	D	E	F
Public Utilities						
Water	\$0	\$0	\$0	\$0	\$0	\$0
Gas	\$0	\$0	\$0	\$0	\$0	\$0
Electric	\$0	\$0	\$0	\$0	\$0	\$0
Other Public Utilities 1				\$0	\$0	\$0
Other Public Utilities 2				\$0	\$0	\$0
Total	\$0	\$0	\$0	\$0	\$0	\$0
Other Expenditure 1				\$0	\$0	\$0
Other Expenditure 2				\$0	\$0	\$0
Total	\$0	\$0	\$0	\$0	\$0	\$0
Grand Total	\$18,504,649	\$7,968,874	\$561,035	\$27,034,558	\$22,100,129	\$4,934,429

City of Oakley
Cities Financial Transactions Report - Schedule of Total Expenditures By Major Object Classification

Object Class

Fiscal Year	2016	Operating Expenditures A	Capital Outlay B	Debt Service C	Total Expenditures D
Operating Expenditures					
Salaries and Wages		4,045,203			\$4,045,203
Retirement		563,604			\$563,604
Other Employee Benefits		873,223			\$873,223
Contract Services					
Private		1,129,492			\$1,129,492
Other Governmental Agencies		5,497,352			\$5,497,352
Material, Supplies, and Other		6,395,775			\$6,395,775
Capital Outlay					
Equipment			421,122		\$421,122
Land			676,963		\$676,963
Building and Improvement			6,870,789		\$6,870,789
Debt Service					
Interest				286,035	\$286,035
Principal					
Lease Payments				275,000	\$275,000
Total		\$18,504,649	\$7,968,874	\$561,035	\$27,034,558
Supplemental Data					
Expenditures Pursuant to Competitive Bidding					
Other Than Competitive Bidding					
Total					\$0

City of Oakley

Cities Financial Transactions Report - Statement of Bonded Indebtedness

Bond Types

Fiscal Year 2016

Purpose of Debt

Streets/Storm Drains - Refunding

Bond Type

1915 Act Bonds

Year of Issue

2012

Year Begin

2012

Year End

2034

Principal Authorized

14,775,000

Principal Issued

14,775,000

Principal Outstanding Beginning of Fiscal Year

\$13,740,000

Principal Payment Made in Current Year

455,000

Principal Issued in Current Year

Principal Defeased in Current Year

Adjustments to Principal in Current Year

-50,000

Reason for Adjustments to Principal in Current Year

To balance to the 2016 CAFR.

Principal Payments Made to Date

\$1,490,000

Principal Outstanding End of Fiscal Year

\$13,235,000

Current Year Interest Payment

618,678

Principal Amount Delinquent

Interest Amount Delinquent

Unpaid Due to Lack of Funds, Describe the Nature and Extent of Revenue that is Pledged in the Debt Covenant as Additional Security for the Debt

Bond Types

General Obligation	Other Non-Municipal Debt not Going to the Balance Sheet
Revenue	Other Debt Going to the Balance Sheet
Improvement District	Certificates of Participation
1911 Act Bonds	Mello - Roos
1915 Act Bonds	Mark - Roos
Other Special Assessments	Pension Obligation
	Community Facility District

City of Oakley
Cities Financial Transactions Report - Statement of Bonded Indebtedness

Bond Types

Fiscal Year 2016

Purpose of Debt

Bond Type

Year of Issue

Year Begin

Year End

Principal Authorized

Principal Issued

Principal Outstanding Beginning of Fiscal Year

Principal Payment Made in Current Year

Principal Issued in Current Year

Principal Defeased in Current Year

Adjustments to Principal in Current Year

Reason for Adjustments to Principal in Current Year

Principal Payments Made to Date

Principal Outstanding End of Fiscal Year

Current Year Interest Payment

Principal Amount Delinquent

Interest Amount Delinquent

Unpaid Due to Lack of Funds, Describe the Nature and
 Extent of Revenue that is Pledged in the Debt Covenant as
 Additional Security for the Debt

Streets/Storm Drains - Refunding	
1915 Act Bonds	
2014	
2014	
2036	
9,070,000	
9,070,000	
\$9,070,000	
360,000	
\$360,000	
\$8,710,000	
343,613	

Bond Types	
General Obligation	Other Non-Municipal Debt not Going to the Balance Sheet
Revenue	Other Debt Going to the Balance Sheet
Improvement District	Certificates of Participation
1911 Act Bonds	Mello - Roos
1915 Act Bonds	Mark - Roos
Other Special Assessments	Pension Obligation
	Community Facility District

City of Oakley
Cities Financial Transactions Report - Capital Lease Obligation Worksheet

Description of Leased Property

Fiscal Year 2016

Description of Leased Property

Description of Leased Property

Nature of Lease

Can Local Agency Cancel Agreement?

Name of Lessor

Name Person or Organization

Community Center
Other
No
City of Oakley
The Oakley Public Finance Authority

	Interest A	Principal B	Total Future Payments C
Beginning Balance (PY Ending)	\$2,924,339	\$6,690,000	\$9,614,339
Prior Year Adjustments			\$0
Current Year Principal Payment		275,000	\$275,000
Current Year Interest Payment	286,035		\$286,035
Adjustments to Current Year			\$0
Balance End Of Year	\$2,638,304	\$6,415,000	\$9,053,304
Enterprise or Governmental Fund Makes Payment?		Governmental	

City of Oakley
Cities Financial Transactions Report - Check List of Services Provided

Service

Fiscal Year 2016

Service
(Please see * below for codes to enter)

Police	AD
Fire	H
Emergency Medical	I
Street Lighting	E
Public Transit	H
Community Development - Planning	A
Solid Waste	E
Sewers	H
Parks and Recreation	AE
Libraries	D
Water	H

*** Service Codes**

A = Provided By Paid City Employees Provided Wholly, or in Part, Through Contract With:	B = Provided By City Volunteers Provided Wholly, or in Part, Without Contract By Other Local Agency:
C = Another City	G = Another City
D = County	H = Special District or Other Public Agency
E = Private Sector	I = County
F = Special District or Other Public Agency	J = Private Sector
	K = Service Not Provided Within City

	Number of Paid City Employees	Number of Volunteers	Total Number of Employees
	A	B	C
Police Protection	28		28
Police Officers	8		8
Fire Protection			0
Fire Fighters			0
Emergency Medical			0

If Your City Reports Transient Lodging Tax; What Is the Tax Rate?

What Is the Effective Date of the Current Tax Rate? (00/00/0000)

If Your City Reports Utility User Tax; What Is the Tax Rate?

City of Oakley

Cities Financial Transactions Report - Worksheet for Completing Balance Sheet

Governmental Funds

Fiscal Year 2016

	General	Special Revenue	Debt Service	Capital Projects
Assets				
Cash and Investments	10,967,403	11,409,045	584,578	7,610,588
Fixed Assets				
Other Assets	8,241,476	10,937,873	218	1,198,533
Total Assets	\$19,208,879	\$22,346,918	\$584,796	\$8,809,121
Net Current Assets	\$19,208,879	\$22,346,918	\$584,796	\$8,809,121
Liabilities				
Accounts Payable	720,719	237,071		495,889
Compensated Absences				
Other Liabilities 1	917,705	13,295,659		898,431
Other Liabilities 2				
Other Liabilities 3				
Total Liabilities	\$1,638,424	\$13,532,730	\$0	\$1,394,320
Net Current Liabilities	\$1,638,424	\$13,532,730	\$0	\$1,394,320
Working Capital	\$17,570,455	\$8,814,188	\$584,796	\$7,414,801
Fund Equity	\$17,570,455	\$8,814,188	\$584,796	\$7,414,801
Fund Balance				
Reserved	7,000,040	9,899,286	584,796	7,108,595
Unreserved Designated	1,502,506			622,012
Unreserved Undesignated	9,067,909	-1,085,098		-315,806
Total Fund Equity	\$17,570,455	\$8,814,188	\$584,796	\$7,414,801

City of Oakley

Cities Financial Transactions Report - Worksheet for Completing Balance Sheet

Proprietary Funds Types

Fiscal Year 2016

Assets	Enterprise	Internal Service
Cash and Investments		1,379,694
Fixed Assets		7,163,056
Other Assets		1,417
Total Assets	\$0	\$8,544,167
Less: Non-Current Assets		7,163,056
Net Current Assets	\$0	\$1,381,111
Liabilities		
Accounts Payable		24,933
Compensated Absences		
General Obligation (Bonded Debt)		
Revenue (Bonded Debt)		
Other Debt (Bonded Debt)		
Notes (Other Long-Term Debt)		
Loans (Other Long-Term Debt)		
Other (Other Long-Term Debt)		
Notes (State or Federal Financing)		
Loans (State or Federal Financing)		
Other (State or Federal Financing)		
Lease Principal		
Other Liabilities 1		
Other Liabilities 2		
Other Liabilities 3		
Total Liabilities	\$0	\$24,933
Less: Non-Current Liability		
Net Current Liabilities	\$0	\$24,933
Working Capital	\$0	\$1,356,178
Fund Equity	\$0	\$8,519,234
Contributed Capital	\$0	\$0
Retained Earnings		
Reserved	\$0	\$0
Unreserved	\$0	\$8,519,234
Total Fund Equity	\$0	\$8,519,234

City of Oakley
Cities Financial Transactions Report - Worksheet for Completing Balance Sheet

Fiduciary Fund Types

Fiscal Year 2016

	Agency	Expendable Trust	Non-Expendable Trust	Trust and Agency
Asset				
Cash and Investments	3,837,357			\$3,837,357
Fixed Assets				\$0
Other Assets	1,359			\$1,359
Total Assets	\$3,838,716	\$0	\$0	\$3,838,716
Less: Non-Current Assets				\$0
Net Current Assets	\$3,838,716	\$0	\$0	\$3,838,716
Liabilities				
Accounts Payable				\$0
Compensated Absences				\$0
General Obligation (Bonded Debt)				\$0
Revenue (Bonded Debt)				\$0
Other Debt (Bonded Debt)				\$0
Notes (Other Long-Term Debt)				\$0
Loans (Other Long-Term Debt)				\$0
Other (Other Long-Term Debt)				\$0
Notes (State or Federal Financing)				\$0
Loans (State or Federal Financing)				\$0
Other (State or Federal Financing)				\$0
Lease Principal				\$0
Other Liabilities 1	3,838,716			\$3,838,716
Other Liabilities 2				\$0
Other Liabilities 3				\$0
Total Liabilities	\$3,838,716	\$0	\$0	\$3,838,716
Less: Non-Current Liability				\$0
Net Current Liabilities	\$3,838,716	\$0	\$0	\$3,838,716
Working Capital		\$0	\$0	\$0
Fund Equity		\$0	\$0	\$0
Retained Earnings				
Reserved				
Unreserved				
Fund Balance				
Reserved				\$0
Unreserved Designated				\$0
Unreserved Undesignated				\$0
Total Fund Equity		\$0	\$0	\$0

City of Oakley
Cities Financial Transactions Report - Worksheet for Completing Balance Sheet

Account Groups

Fiscal Year 2016

	General Fixed Assets	General Long-Term Debt	Total
Cash and Investments			\$35,788,665
Fixed Assets	159,349,513		\$166,512,569
Other Assets		8,342,012	\$28,722,888
Total Assets	\$159,349,513	\$8,342,012	\$231,024,122
Less: Non-Current Assets	\$159,349,513	\$8,342,012	\$174,854,581
Net Current Assets	\$0	\$0	\$56,169,541
Accounts Payable			\$1,478,612
Compensated Absences		546,602	\$546,602
General Obligation (Bonded Debt)			\$0
Revenue (Bonded Debt)			\$0
Other Debt (Bonded Debt)			\$0
Notes (Other Long-Term Debt)			\$0
Loans (Other Long-Term Debt)			\$0
Other (Other Long-Term Debt)			\$0
Notes (State or Federal Financing)			\$0
Loans (State or Federal Financing)			\$0
Other (State or Federal Financing)			\$0
Lease Principal		6,415,000	\$6,415,000
Other Liabilities 1			\$18,950,511
Other Liabilities 2		1,380,410	\$1,380,410
Other Liabilities 3			\$0
Total Liabilities		\$8,342,012	\$28,771,135
Less: Non-Current Liabilities		\$8,342,012	\$8,342,012
Net Current Liabilities		\$0	\$20,429,123
Working Capital			\$35,740,418
Fund Equity	\$159,349,513		\$202,252,987
Contributed Capital			\$0
Invest In General Fixed Assets	159,349,513		\$159,349,513
Reserved			\$0
Unreserved			\$8,519,234
Fund Balance			
Reserved			\$24,592,717
Unreserved Designated			\$2,124,518
Unreserved Undesignated			\$7,667,005
Total Fund Equity	\$159,349,513		\$202,252,987

City of Oakley
Cities Financial Transactions Report - Debt Service Reconciliation

Debt Service Reconciliation Balance Sheet and Debt Pages

Fiscal Year 2016

**Debt Service Reconciliation
Income Statement and Debt Pages**

Bonded Debt

Other Long-Term Debt

State or Federal Financing

Lease Payments

Total Debt Service

Debt Service from Schedule of Total
Expenditures By Major Object Classification

Difference Should Be Zero

Explanation

Current Year
Redeemed

0
0
0
275,000
\$275,000
275,000
0

Debt Service Reconciliation Balance Sheet and Debt Pages	Long-Term Debt from Balance Sheet	Outstanding Long-Term Debt	Adjustments * (Please Explain with Footnote)	Difference After Adjustments Must Be Zero
	A	B	C	D

Bonded Debt

General Obligation

Revenue

Other Debt

Other Long-Term Debt

Notes

Loans

Other

State or Federal Financing

Notes

Loan

Other

Lease Principal

0	0		\$0
0	0		\$0
0	0		\$0
0	0		\$0
0	0		\$0
0	0		\$0
0	0		\$0
0	0		\$0
0	0		\$0
0	0		\$0
6,415,000	6,415,000		\$0

City of Oakley

**Cities Financial Transactions Report - Consolidated Statement of Assets, Liabilities,
and Fund Balances/Working Capital**

Balance Sheet

Fiscal Year 2016

	General	Special Revenue	Debt Service	Capital Projects
	A	B	C	D
Total Assets	\$19,208,879	\$22,346,918	\$584,796	\$8,809,121
Less: Non-Current Assets				
Net Current Assets	\$19,208,879	\$22,346,918	\$584,796	\$8,809,121
Total Liabilities	\$1,638,424	\$13,532,730	\$0	\$1,394,320
Non-Current Liabilities				
Net Current Liabilities	\$1,638,424	\$13,532,730	\$0	\$1,394,320
Working Capital	\$17,570,455	\$8,814,188	\$584,796	\$7,414,801
Fund Equity	\$17,570,455	\$8,814,188	\$584,796	\$7,414,801
Contributed Capital				
Investment in General				
Fixed Assets				
Retained Earnings				
Reserved				
Unreserved				
Fund Balance				
Reserved	\$7,000,040	\$9,899,286	\$584,796	\$7,108,595
Unreserved - Designated	\$1,502,506	\$0	\$0	\$622,012
Unreserved - Undesignated	\$9,067,909	(\$1,085,098)	\$0	(\$315,806)
Total Fund Equity	\$17,570,455	\$8,814,188	\$584,796	\$7,414,801

City of Oakley

**Cities Financial Transactions Report - Consolidated Statement of Assets, Liabilities,
and Fund Balances/Working Capital**

Balance Sheet

Fiscal Year 2016

	Enterprise	Internal Service	Trust and Agency
	E	F	G
Total Assets	\$0	\$8,544,167	\$3,838,716
Less: Non-Current Assets	\$0	\$7,163,056	\$0
Net Current Assets	\$0	\$1,381,111	\$3,838,716
Total Liabilities	\$0	\$24,933	\$3,838,716
Non-Current Liabilities	\$0	\$0	\$0
Net-Current Liabilities	\$0	\$24,933	\$3,838,716
Working Capital	\$0	\$1,356,178	\$0
Fund Equity	\$0	\$8,519,234	\$0
Contributed Capital	\$0	\$0	
Investment in General			
Fixed Assets			
Retained Earnings			
Reserved	\$0	\$0	
Unreserved	\$0	\$8,519,234	
Fund Balance			
Reserved			\$0
Unreserved - Designated			\$0
Unreserved - Undesignated			\$0
Total Fund Equity	\$0	\$8,519,234	\$0

City of Oakley
**Cities Financial Transactions Report - Consolidated Statement of Assets, Liabilities,
and Fund Balances/Working Capital**
Balance Sheet

Fiscal Year 2016

	General Fixed Assets H	General Long- Term Debt I	Total J
Total Assets	\$159,349.513	\$8,342.012	\$231,024.122
Less: Non-Current Assets	\$159,349.513	\$8,342.012	\$174,854.581
Net Current Assets	\$0		\$56,169.541
Total Liabilities		\$8,342.012	\$28,771.135
Non-Current Liabilities		\$8,342.012	\$8,342.012
Net-Current Liabilities			\$20,429.123
Working Capital			\$35,740.418
Fund Equity	\$159,349.513		\$202,252.987
Contributed Capital			\$0
Investment in General			
Fixed Assets	\$159,349.513		\$159,349.513
Retained Earnings			
Reserved			\$0
Unreserved			\$8,519.234
Fund Balance			
Reserved			\$24,592.717
Unreserved - Designated			\$2,124.518
Unreserved - Undesignated			\$7,667.005
Total Fund Equity	\$159,349.513		\$202,252.987

City of Oakley
**Cities Financial Transactions Report - Consolidated Statement of Revenues,
Expenditures, and Changes in Fund Balance/Working Capital**

Consolidated Statement

Fiscal Year 2016

	Total Expenditures	Functional Revenues	Net Expenditures/ (Excess) Revenues
Expenditures Net of Functional Revenues			
General Government	\$2,744,125	\$4,981,632	(\$2,237,507)
Public Safety	\$8,309,829	\$3,884,312	\$4,425,517
Transportation	\$12,628,607	\$9,522,980	\$3,105,627
Community Development	\$2,292,771	\$3,322,245	(\$1,029,474)
Health	\$0	\$0	\$0
Culture and Leisure	\$1,059,226	\$388,960	\$670,266
Public Utilities	\$0	\$0	\$0
Other	\$0	\$0	\$0
Total	\$27,034,558	\$22,100,129	\$4,934,429
General Revenues			
Taxes			\$8,869,545
Licenses and Permits			\$0
Fines and Forfeitures			\$0
Revenue from Use of Money and Property			\$248,225
Intergovernmental State			\$99,483
Intergovernmental County			\$0
Other Taxes In-Lieu			\$0
Other			\$79,035
Total			\$9,296,288
Excess/(Deficiency) of General Revenue Over Net Expenditures			\$4,361,859
Excess/(Deficiency) of Internal Service Charges Over Expenses			(\$251,853)
Beginning Fund Balance/ Working Capital			\$41,126,586

City of Oakley

**Cities Financial Transactions Report - Consolidated Statement of Revenues,
Expenditures, and Changes in Fund Balance/Working Capital**

Consolidated Statement

Fiscal Year 2016

Adjustments (Specify, maximum of 10 entries allowed) (\$2,333,118)

Specify:

Amount:

Beginning Fund Balance Adjustment	-2,333,118
Total:	(\$2,333,118)

Ending Fund Balance/ Working Capital \$42,903,474

Appropriations Limit 9,459,079

Total Annual Appropriations Subject to the Limit 6,705,066

City of Oakley

Cities Financial Transactions Report

Detailed Summary of Footnotes For Fiscal Year 2015-16

Forms	Column	Additional Details	Footnotes
<u>Taxes</u>			
Sale and Use Taxes	B		Amount noted is per review of the City's State of CA revenue confirmation.
<u>Intergovernmental - State</u>			
Homeowners Property Tax Relief	B		Activity reflects what is currently posed to the City general ledger.
Gasoline Tax	A		Reduced State Allocations.
<u>Current Service Charges</u>			
Plan Checking Fees	A		Re-allocation of departmental revenues within the SCO report.
Engineering Fees Inspection and Other	A		Re-allocation of departmental revenues within the SCO report.
Quasi-External Transactions	A		Represents an asset transferred from Successor Agency.
<u>Other Revenues</u>			
Sale of Real and Personal Property	B		One time sale of surplus City assets.
Contributions from Non-Govt Sources	A		Re-categorization of funds.
Other Sources of Revenues (Specify)	A		City began charging other departments for services performed.
<u>General Government and Public Safety</u>			
Management and Support	A		Activities were re-allocated based on the fund level expenditures and departmental classifications.
Street Lighting	A		Activities were re-allocated based on the fund level expenditures and departmental classifications.
<u>Transportation and Community Development</u>			

City of Oakley

Cities Financial Transactions Report

Detailed Summary of Footnotes For Fiscal Year 2015-16

Forms	Column	Additional Details	Footnotes
<u>Transportation and Community Development</u>			
Street/Highways/Storm Drains	A		Activities were re-allocated based on the fund level expenditures and departmental classifications.
Planning	A		Activities were re-allocated based on departmental classifications.
Construction and Engineering Regulation Enforcement	A		Activities were re-allocated based on departmental classifications.
<u>Health and Culture and Leisure</u>			
Parks and Recreation	A		Activities were re-allocated based on departmental classifications.

City of Oakley 2016

**Parcel Tax Reporting- Statistical Data
(To Be Completed by Levying Entity)**

Fiscal Year 2016

Parcel Tax Name Community Facilities District No. 1 (Cypress Grove)

A. The Type and Rate of Parcel Tax Imposed
(Please Check and Complete All Box(es) that Apply)

Parcel Tax Type	Parcel Tax Rate		Notes
	Dollar Amount	Base	
<input type="checkbox"/> All Property			
<input type="checkbox"/> All Residential			
<input checked="" type="checkbox"/> Single-Family	\$521.86	parcel (Flat Rate)	
<input checked="" type="checkbox"/> Multi-Family	\$185.55	unit	
<input type="checkbox"/> Condominiums			
<input type="checkbox"/> Mobile Homes			

City of Oakley 2016

Parcel Tax Reporting- Statistical Data
(To Be Completed by Levying Entity)

Other (Specify)

[Empty box for specification]

All Non-Residential

Commercial

Industrial

Institutional

Recreational

Other (Specify)

[Empty box for specification]

City of Oakley 2016

Parcel Tax Reporting- Statistical Data
(To Be Completed by Levying Entity)

Unimproved /
Undeveloped

\$521.86 Parcel (Flat Rate)

Per parcel for Vacant Single-
Family parcel

Other (Specify)

	\$521.86 Parcel (Flat Rate)	Per parcel for Vacant Single-Family parcel

Oakley 2016
Parcel Tax Reporting - Statistical Data
(To Be Completed by Levying Entity)

Parcel Tax Name

Community Facilities District No. 1 (Cypress Grove)

B. The Number of Parcels Subject to the Parcel Tax

542

C. The Number of Parcels Exempt from the Parcel Tax

10

D. The Sunset Date of the Parcel Tax, if any. (MM/DD/YYYY)

E. The Amount of Revenue Received from the Parcel Tax (Annually)

\$300,139

F. The Manner in Which the Revenue Received from the Parcel Tax is Being Used
 (Please Check All Box(es) Applicable or the Box(es) with the Closest Description that Apply)

- Agriculture and Fair
- Air Quality and Pollution Control
- Airport Purpose
- Ambulance Service and Emergency Medical Services
- Amusement
- Animal Control
- Broadband Services
- Cemetery
- Conduit Financing
- Drainage and Drainage Maintenance
- Electric Purpose
- Erosion Control
- Financing or Constructing Facilities
- Fire Protection and Fire Prevention
- Flood Control
- Gas Purpose
- Graffiti Abatement
- Harbor and Port Purpose
- Hazardous Material Emergency Response
- Health
- Hospital Purpose
- Land Reclamation
- Landscaping
- Library Services
- Lighting and Lighting Maintenance
- Local and Regional Planning or Development
- Memorial
- Museums and Cultural Facilities
- Parking
- Pest Control, Mosquito Abatement and Vector Control

- Police Protection and Personal Safety
- Recreation and Park, Open Space
- Resource Conservation
- Snow Removal
- Streets, Roads, and Sidewalks
- Television Translator Station Facilities
- Trade and Commerce
- Transit
- Transportation
- Underground Electric and Communication Facilities
- Veterans Buildings and Institutions
- Water Conservation
- Waste Management
- Water Services and Irrigation
- Weed Abatement

City of Oakley 2016

**Parcel Tax Reporting- Statistical Data
(To Be Completed by Levying Entity)**

Fiscal Year 2016

Parcel Tax Name Community Facilities District No. 2015-1 (Emerson Ranch Maintenance)

A. The Type and Rate of Parcel Tax Imposed
(Please Check and Complete All Box(es) that Apply)

Parcel Tax Type	Parcel Tax Rate		Notes
	Dollar Amount	Base	
<input type="checkbox"/> All Property			
<input type="checkbox"/> All Residential			
<input checked="" type="checkbox"/> Single-Family	\$1,329.73	Parcel (Flat Rate)	Per Single Family Parcel. Building permit must be issued.
<input type="checkbox"/> Multi-Family			
<input type="checkbox"/> Condominiums			
<input type="checkbox"/> Mobile Homes			

City of Oakley 2016

Parcel Tax Reporting- Statistical Data
(To Be Completed by Levying Entity)

Other (Specify)

[Empty box for specifying other category]

All Non-Residential

Commercial

\$2,227.89	Acre	Building permit must be issued

Industrial

Institutional

Recreational

Other (Specify)

[Empty box for specifying other category]

City of Oakley 2016

**Parcel Tax Reporting- Statistical Data
(To Be Completed by Levying Entity)**

**Unimproved /
Undeveloped**

\$10,791.31	Acre	Per acre for residential parce
\$2,029.62	Acre	Per acre for residential parce

Other (Specify)

Oakley 2016

**Parcel Tax Reporting - Statistical Data
(To Be Completed by Levying Entity)**

Parcel Tax Name

Community Facilities District No. 2015-1 (Emerson Ranch Maintenance)

B. The Number of Parcels Subject to the Parcel Tax

1

C. The Number of Parcels Exempt from the Parcel Tax

0

D. The Sunset Date of the Parcel Tax, if any. (MM/DD/YYYY)

E. The Amount of Revenue Received from the Parcel Tax (Annually)

\$169,743

F. The Manner in Which the Revenue Received from the Parcel Tax is Being Used

(Please Check All Box(es) Applicable or the Box(es) with the Closest Description that Apply)

<input type="checkbox"/>	Agriculture and Fair
<input type="checkbox"/>	Air Quality and Pollution Control
<input type="checkbox"/>	Airport Purpose
<input type="checkbox"/>	Ambulance Service and Emergency Medical Services
<input type="checkbox"/>	Amusement
<input type="checkbox"/>	Animal Control
<input type="checkbox"/>	Broadband Services
<input type="checkbox"/>	Cemetery
<input type="checkbox"/>	Conduit Financing
<input checked="" type="checkbox"/>	Drainage and Drainage Maintenance
<input type="checkbox"/>	Electric Purpose
<input type="checkbox"/>	Erosion Control
<input type="checkbox"/>	Financing or Constructing Facilities
<input type="checkbox"/>	Fire Protection and Fire Prevention
<input checked="" type="checkbox"/>	Flood Control
<input type="checkbox"/>	Gas Purpose
<input checked="" type="checkbox"/>	Graffiti Abatement
<input type="checkbox"/>	Harbor and Port Purpose
<input type="checkbox"/>	Hazardous Material Emergency Response
<input type="checkbox"/>	Health
<input type="checkbox"/>	Hospital Purpose
<input type="checkbox"/>	Land Reclamation
<input checked="" type="checkbox"/>	Landscaping
<input type="checkbox"/>	Library Services
<input checked="" type="checkbox"/>	Lighting and Lighting Maintenance
<input type="checkbox"/>	Local and Regional Planning or Development
<input type="checkbox"/>	Memorial
<input type="checkbox"/>	Museums and Cultural Facilities
<input type="checkbox"/>	Parking
<input type="checkbox"/>	Pest Control, Mosquito Abatement and Vector Control

<input type="checkbox"/>	Police Protection and Personal Safety
<input checked="" type="checkbox"/>	Recreation and Park, Open Space
<input type="checkbox"/>	Resource Conservation
<input type="checkbox"/>	Snow Removal
<input type="checkbox"/>	Streets, Roads, and Sidewalks
<input type="checkbox"/>	Television Translator Station Facilities
<input type="checkbox"/>	Trade and Commerce
<input type="checkbox"/>	Transit
<input type="checkbox"/>	Transportation
<input type="checkbox"/>	Underground Electric and Communication Facilities
<input type="checkbox"/>	Veterans Buildings and Institutions
<input type="checkbox"/>	Water Conservation
<input type="checkbox"/>	Waste Management
<input checked="" type="checkbox"/>	Water Services and Irrigation
<input checked="" type="checkbox"/>	Weed Abatement

City of Oakley 2016

**Parcel Tax Reporting- Statistical Data
(To Be Completed by Levying Entity)**

Fiscal Year **2016**

Parcel Tax Name **Oakley Special Police Tax Area District (Tax Zone 100)**

A. The Type and Rate of Parcel Tax Imposed
(Please Check and Complete All Box(es) that Apply)

Parcel Tax Type

All Property

All Residential

Single-Family

Multi-Family

Condominiums

Mobile Homes

Parcel Tax Rate		Notes
Dollar Amount	Base	
\$205.44	Parcel (Flat Rate)	Per parcel for parcels corres ponding to Center Center use
\$328.70	Parcel (Flat Rate)	
\$328.70	Parcel (Flat Rate)	Per parcel for parcels corres ponding to Center Center use
\$493.60	Parcel (Flat Rate)	
\$657.41	Parcel (Flat Rate)	
\$205.44	Parcel (Flat Rate)	
\$821.76	Parcel (Flat Rate)	
\$2,136.58	Parcel (Flat Rate)	
\$205.44	Parcel (Flat Rate)	Per parcel for parcels corres ponding to Center Center use
\$164.35	Parcel (Flat Rate)	Per parcel for parcels corres ponding to Center Center use

City of Oakley 2016

Parcel Tax Reporting- Statistical Data
(To Be Completed by Levying Entity)

Other (Specify)

Miscellaneous

\$308.16 Parcel (Flat Rate)
\$308.16 Parcel (Flat Rate)
\$164.35 Parcel (Flat Rate)
\$123.26 Parcel (Flat Rate)

Per parcel for parcels corres
ponding to Centre Centre use
Per parcel for parcels corres
ponding to Centre Centre use
Per parcel for parcels corres
ponding to Centre Centre use
Per parcel for parcels corres
ponding to Centre Centre use

All Non-Residential

Commercial

\$410.88 Parcel (Flat Rate)
\$616.32 Parcel (Flat Rate)
\$205.44 Parcel (Flat Rate)
\$513.60 Parcel (Flat Rate)
\$821.76 Parcel (Flat Rate)
\$1,027.20 Parcel (Flat Rate)

Per parcel for parcels corres
ponding to Centre Centre use
Per parcel for parcels corres
ponding to Centre Centre use
Per parcel for parcels corres
ponding to Centre Centre use
Per parcel for parcels corres
ponding to Centre Centre use
Per parcel for parcels corres
ponding to Centre Centre use

Industrial

\$616.32 Parcel (Flat Rate)
\$308.16 Parcel (Flat Rate)

Per parcel for parcels corres
ponding to Centre Centre use
Per parcel for parcels corres
ponding to Centre Centre use

Institutional

\$308.16 Parcel (Flat Rate)
\$1,027.20 Parcel (Flat Rate)
\$616.32 Parcel (Flat Rate)

Per parcel for parcels corres
ponding to Centre Centre use
Per parcel for parcels corres
ponding to Centre Centre use
Per parcel for parcels corres
ponding to Centre Centre use

Recreational

\$821.76 Parcel (Flat Rate)

Per parcel for parcels corres
ponding to Centre Centre use

Other (Specify)

Rural Land

\$164.35 Parcel (Flat Rate)

Per parcel for parcels corres
ponding to Centre Centre use

City of Oakley 2016

**Parcel Tax Reporting- Statistical Data
(To Be Completed by Levying Entity)**

**Unimproved /
Undeveloped**

\$102.72 Parcel (Flat Rate)

Per parcel for parcels corres

\$82.18 Parcel (Flat Rate)

Per parcel for parcels corres

Other (Specify)

	\$102.72	Parcel (Flat Rate)	Per parcel for parcels corres
	\$82.18	Parcel (Flat Rate)	Per parcel for parcels corres

City of Oakley 2016

Parcel Tax Reporting- Statistical Data
(To Be Completed by Levying Entity)

Fiscal Year 2016

Parcel Tax Name Oakley Special Police Tax Area District (Tax Zone 100) continued

A. The Type and Rate of Parcel Tax Imposed
(Please Check and Complete All Box(es) that Apply)

Parcel Tax Type

- All Property
- All Residential
- Single-Family
- Multi-Family
- Condominiums
- Mobile Homes

Parcel Tax Type	Parcel Tax Rate		Notes
	Dollar Amount	Base	
	\$4,108.80	Parcel (Flat Rate)	Per parcel for parcels corres
	\$9,861.12	Parcel (Flat Rate)	Per parcel for parcels corres

**Parcel Tax Reporting- Statistical Data
(To Be Completed by Levying Entity)**

Other (Specify)

All Non-Residential

Commercial

\$472.51 Parcel (Flat Rate)
\$308.16 Parcel (Flat Rate)

Per parcel for parcels corres
ponding to Center Center use
Per parcel for parcels corres
ponding to Center Center use

Industrial

Institutional

Recreational

Other (Specify)

Oakley 2016

**Parcel Tax Reporting - Statistical Data
(To Be Completed by Levying Entity)**

Parcel Tax Name

Oakley Special Police Tax Area District (Tax Zone 100)

B. The Number of Parcels Subject to the Parcel Tax

1

C. The Number of Parcels Exempt from the Parcel Tax

0

D. The Sunset Date of the Parcel Tax, if any. (MM/DD/YYYY)

E. The Amount of Revenue Received from the Parcel Tax (Annually)

\$821

F. The Manner in Which the Revenue Received from the Parcel Tax is Being Used

(Please Check All Box(es) Applicable or the Box(es) with the Closest Description that Apply)

<input type="checkbox"/>	Agriculture and Fair
<input type="checkbox"/>	Air Quality and Pollution Control
<input type="checkbox"/>	Airport Purpose
<input type="checkbox"/>	Ambulance Service and Emergency Medical Services
<input type="checkbox"/>	Amusement
<input type="checkbox"/>	Animal Control
<input type="checkbox"/>	Broadband Services
<input type="checkbox"/>	Cemetery
<input type="checkbox"/>	Conduit Financing
<input type="checkbox"/>	Drainage and Drainage Maintenance
<input type="checkbox"/>	Electric Purpose
<input type="checkbox"/>	Erosion Control
<input type="checkbox"/>	Financing or Constructing Facilities
<input type="checkbox"/>	Fire Protection and Fire Prevention
<input type="checkbox"/>	Flood Control
<input type="checkbox"/>	Gas Purpose
<input type="checkbox"/>	Graffiti Abatement
<input type="checkbox"/>	Harbor and Port Purpose
<input type="checkbox"/>	Hazardous Material Emergency Response
<input type="checkbox"/>	Health
<input type="checkbox"/>	Hospital Purpose
<input type="checkbox"/>	Land Reclamation
<input type="checkbox"/>	Landscaping
<input type="checkbox"/>	Library Services
<input type="checkbox"/>	Lighting and Lighting Maintenance
<input type="checkbox"/>	Local and Regional Planning or Development
<input type="checkbox"/>	Memorial
<input type="checkbox"/>	Museums and Cultural Facilities
<input type="checkbox"/>	Parking
<input type="checkbox"/>	Pest Control, Mosquito Abatement and Vector Control

<input checked="" type="checkbox"/>	Police Protection and Personal Safety
<input type="checkbox"/>	Recreation and Park, Open Space
<input type="checkbox"/>	Resource Conservation
<input type="checkbox"/>	Snow Removal
<input type="checkbox"/>	Streets, Roads, and Sidewalks
<input type="checkbox"/>	Television Translator Station Facilities
<input type="checkbox"/>	Trade and Commerce
<input type="checkbox"/>	Transit
<input type="checkbox"/>	Transportation
<input type="checkbox"/>	Underground Electric and Communication Facilities
<input type="checkbox"/>	Veterans Buildings and Institutions
<input type="checkbox"/>	Water Conservation
<input type="checkbox"/>	Waste Management
<input type="checkbox"/>	Water Services and Irrigation
<input type="checkbox"/>	Weed Abatement

Oakley 2016
Parcel Tax Reporting - Statistical Data
(To Be Completed by Levying Entity)

Oakley Special Police Tax Area District (Tax Zone 100) continued

Parcel Tax Name

B. The Number of Parcels Subject to the Parcel Tax

C. The Number of Parcels Exempt from the Parcel Tax

D. The Sunset Date of the Parcel Tax, if any. (MM/DD/YYYY)

E. The Amount of Revenue Received from the Parcel Tax (Annually)

F. The Manner in Which the Revenue Received from the Parcel Tax is Being Used
 (Please Check All Box(es) Applicable or the Box(es) with the Closest Description that Apply)

	1
	0
	\$821

- Agriculture and Fair
- Air Quality and Pollution Control
- Airport Purpose
- Ambulance Service and Emergency Medical Services
- Amusement
- Animal Control
- Broadband Services
- Cemetery
- Conduit Financing
- Drainage and Drainage Maintenance
- Electric Purpose
- Erosion Control
- Financing or Constructing Facilities
- Fire Protection and Fire Prevention
- Flood Control
- Gas Purpose
- Graffiti Abatement
- Harbor and Port Purpose
- Hazardous Material Emergency Response
- Health
- Hospital Purpose
- Land Reclamation
- Landscaping
- Library Services
- Lighting and Lighting Maintenance
- Local and Regional Planning or Development
- Memorial
- Museums and Cultural Facilities
- Parking
- Pest Control, Mosquito Abatement and Vector Control

- Police Protection and Personal Safety
- Recreation and Park, Open Space
- Resource Conservation
- Snow Removal
- Streets, Roads, and Sidewalks
- Television Translator Station Facilities
- Trade and Commerce
- Transit
- Transportation
- Underground Electric and Communication Facilities
- Veterans Buildings and Institutions
- Water Conservation
- Waste Management
- Water Services and Irrigation
- Weed Abatement

City of Oakley 2016

**Parcel Tax Reporting- Statistical Data
(To Be Completed by Levying Entity)**

Fiscal Year 2016

Parcel Tax Name Oakley Special Police Tax Area District (Tax Zone 115)

A. The Type and Rate of Parcel Tax Imposed
(Please Check and Complete All Box(es) that Apply)

Parcel Tax Type	Parcel Tax Rate		Notes
	Dollar Amount	Base	
<input type="checkbox"/> All Property			
<input type="checkbox"/> All Residential			
<input checked="" type="checkbox"/> Single-Family	\$348.16	Parcel (Flat Rate)	Per parcel for parcels corres
	\$557.06	Parcel (Flat Rate)	Per parcel for parcels corres
<input checked="" type="checkbox"/> Multi-Family	\$557.06	Parcel (Flat Rate)	Per parcel for parcels corres
	\$835.58	Parcel (Flat Rate)	Per parcel for parcels corres
	\$1,114.11	Parcel (Flat Rate)	Per parcel for parcels corres
	\$348.16	Parcel (Flat Rate)	Per parcel for parcels corres
	\$1,392.64	Parcel (Flat Rate)	Per parcel for parcels corres
	\$3,620.86	Parcel (Flat Rate)	Per parcel for parcels corres
<input checked="" type="checkbox"/> Condominiums	\$348.16	Parcel (Flat Rate)	Per parcel for parcels corres
<input checked="" type="checkbox"/> Mobile Homes	\$278.53	Parcel (Flat Rate)	Per parcel for parcels corres

City of Oakley 2016

Parcel Tax Reporting- Statistical Data
(To Be Completed by Levying Entity)

Other (Specify)
Miscellaneous

\$522.24	Parcel (Flat Rate)	Per parcel for parcels corres
\$522.24	Parcel (Flat Rate)	Per parcel for parcels corres
\$278.53	Parcel (Flat Rate)	Per parcel for parcels corres
\$208.90	Parcel (Flat Rate)	Per parcel for parcels corres

All Non-Residential

Commercial

\$696.32	Parcel (Flat Rate)	Per parcel for parcels corres
\$1,044.48	Parcel (Flat Rate)	Per parcel for parcels corres
\$348.16	Parcel (Flat Rate)	Per parcel for parcels corres
\$870.40	Parcel (Flat Rate)	Per parcel for parcels corres
\$1,392.64	Parcel (Flat Rate)	Per parcel for parcels corres
\$1,740.80	Parcel (Flat Rate)	Per parcel for parcels corres

Industrial

\$1,044.48	Parcel (Flat Rate)	Per parcel for parcels corres
\$522.24	Parcel (Flat Rate)	Per parcel for parcels corres

Institutional

\$522.24	Parcel (Flat Rate)	Per parcel for parcels corres
\$1,740.80	Parcel (Flat Rate)	Per parcel for parcels corres
\$1,044.48	Parcel (Flat Rate)	Per parcel for parcels corres

Recreational

\$1,392.64	Parcel (Flat Rate)	Per parcel for parcels corres

Other (Specify)

Rural Land

\$278.53	Parcel (Flat Rate)	Per parcel for parcels corres

City of Oakley 2016

Parcel Tax Reporting- Statistical Data
(To Be Completed by Levying Entity)

Unimproved /
Undeveloped

\$174.08 Parcel (Flat Rate)
\$139.26 Parcel (Flat Rate)

Per parcel for parcels corres
ponding to Center Center use
Per parcel for parcels corres
ponding to Center Center use

Other (Specify)

City of Oakley 2016

**Parcel Tax Reporting- Statistical Data
(To Be Completed by Levying Entity)**

Fiscal Year 2016

Parcel Tax Name Oakley Special Police Tax Area District (Tax Zone 115) continued

A. The Type and Rate of Parcel Tax Imposed
(Please Check and Complete All Box(es) that Apply)

Parcel Tax Type

All Property

All Residential

Single-Family

Multi-Family

Condominiums

Mobile Homes

Parcel Tax Type	Parcel Tax Rate		Notes
	Dollar Amount	Base	
<input type="checkbox"/> All Property			
<input type="checkbox"/> All Residential			
<input type="checkbox"/> Single-Family			
<input checked="" type="checkbox"/> Multi-Family	\$6,963.20	Parcel (Flat Rate)	Per parcel for parcels corres
	\$16,711.68	Parcel (Flat Rate)	Per parcel for parcels corres
<input type="checkbox"/> Condominiums			
<input type="checkbox"/> Mobile Homes			

City of Oakley 2016

Parcel Tax Reporting- Statistical Data
(To Be Completed by Levying Entity)

Other (Specify)

All Non-Residential

Commercial

\$800.77	Parcel (Flat Rate)	Per parcel for parcels corres
\$522.24	Parcel (Flat Rate)	Per parcel for parcels corres

Industrial

Institutional

Recreational

Other (Specify)

City of Oakley 2016

Parcel Tax Reporting - Statistical Data
(To Be Completed by Levying Entity)

Unimproved /
Undeveloped

Other (Specify)

Oakley 2016
Parcel Tax Reporting - Statistical Data
(To Be Completed by Levying Entity)

Parcel Tax Name

Oakley Special Police Tax Area District (Tax Zone 115)

B. The Number of Parcels Subject to the Parcel Tax

64

C. The Number of Parcels Exempt from the Parcel Tax

0

D. The Sunset Date of the Parcel Tax, if any. (MM/DD/YYYY)

E. The Amount of Revenue Received from the Parcel Tax (Annually)

\$22,282

F. The Manner in Which the Revenue Received from the Parcel Tax is Being Used
 (Please Check All Box(es) Applicable or the Box(es) with the Closest Description that Apply)

- Agriculture and Fair
- Air Quality and Pollution Control
- Airport Purpose
- Ambulance Service and Emergency Medical Services
- Amusement
- Animal Control
- Broadband Services
- Cemetery
- Conduit Financing
- Drainage and Drainage Maintenance
- Electric Purpose
- Erosion Control
- Financing or Constructing Facilities
- Fire Protection and Fire Prevention
- Flood Control
- Gas Purpose
- Graffiti Abatement
- Harbor and Port Purpose
- Hazardous Material Emergency Response
- Health
- Hospital Purpose
- Land Reclamation
- Landscaping
- Library Services
- Lighting and Lighting Maintenance
- Local and Regional Planning or Development
- Memorial
- Museums and Cultural Facilities
- Parking
- Pest Control, Mosquito Abatement and Vector Control

- Police Protection and Personal Safety
- Recreation and Park, Open Space
- Resource Conservation
- Snow Removal
- Streets, Roads, and Sidewalks
- Television Translator Station Facilities
- Trade and Commerce
- Transit
- Transportation
- Underground Electric and Communication Facilities
- Veterans Buildings and Institutions
- Water Conservation
- Waste Management
- Water Services and Irrigation
- Weed Abatement

Oakley 2016

**Parcel Tax Reporting - Statistical Data
(To Be Completed by Levying Entity)**

Parcel Tax Name Oakley Special Police Tax Area District (Tax Zone 115) continued

B. The Number of Parcels Subject to the Parcel Tax	64
C. The Number of Parcels Exempt from the Parcel Tax	0
D. The Sunset Date of the Parcel Tax, if any. (MM/DD/YYYY)	
E. The Amount of Revenue Received from the Parcel Tax (Annually)	\$22,282

F. The Manner in Which the Revenue Received from the Parcel Tax is Being Used
(Please Check All Box(es) Applicable or the Box(es) with the Closest Description that Apply)

- Agriculture and Fair
- Air Quality and Pollution Control
- Airport Purpose
- Ambulance Service and Emergency Medical Services
- Amusement
- Animal Control
- Broadband Services
- Cemetery
- Conduit Financing
- Drainage and Drainage Maintenance
- Electric Purpose
- Erosion Control
- Financing or Constructing Facilities
- Fire Protection and Fire Prevention
- Flood Control
- Gas Purpose
- Graffiti Abatement
- Harbor and Port Purpose
- Hazardous Material Emergency Response
- Health
- Hospital Purpose
- Land Reclamation
- Landscaping
- Library Services
- Lighting and Lighting Maintenance
- Local and Regional Planning or Development
- Memorial
- Museums and Cultural Facilities
- Parking
- Pest Control, Mosquito Abatement and Vector Control

- Police Protection and Personal Safety
- Recreation and Park, Open Space
- Resource Conservation
- Snow Removal
- Streets, Roads, and Sidewalks
- Television Translator Station Facilities
- Trade and Commerce
- Transit
- Transportation
- Underground Electric and Communication Facilities
- Veterans Buildings and Institutions
- Water Conservation
- Waste Management
- Water Services and Irrigation
- Weed Abatement

City of Oakley 2016

Parcel Tax Reporting- Statistical Data
(To Be Completed by Levying Entity)

Fiscal Year 2016

Parcel Tax Name Oakley Special Police Tax Area District (Tax Zone 116)

A. The Type and Rate of Parcel Tax Imposed
(Please Check and Complete All Box(es) that Apply)

Parcel Tax Type

All Property

All Residential

Single-Family

Multi-Family

Condominiums

Mobile Homes

Parcel Tax Rate		Notes
Dollar Amount	Base	
\$174.07	Parcel (Flat Rate)	Per parcel for parcels corres
\$278.51	Parcel (Flat Rate)	Per parcel for parcels corres
\$278.51	Parcel (Flat Rate)	Per parcel for parcels corres
\$417.77	Parcel (Flat Rate)	Per parcel for parcels corres
\$557.02	Parcel (Flat Rate)	Per parcel for parcels corres
\$174.07	Parcel (Flat Rate)	Per parcel for parcels corres
\$696.28	Parcel (Flat Rate)	Per parcel for parcels corres
\$1,810.33	Parcel (Flat Rate)	Per parcel for parcels corres
\$174.07	Parcel (Flat Rate)	Per parcel for parcels corres
\$139.26	Parcel (Flat Rate)	Per parcel for parcels corres

City of Oakley 2016

Parcel Tax Reporting- Statistical Data
(To Be Completed by Levying Entity)

Other (Specify)

Miscellaneous

\$261.11	Parcel (Flat Rate)	Per parcel for parcels corres
\$261.11	Parcel (Flat Rate)	Per parcel for parcels corres
\$139.26	Parcel (Flat Rate)	Per parcel for parcels corres
\$104.44	Parcel (Flat Rate)	Per parcel for parcels corres

All Non-Residential

Commercial

\$348.14	Parcel (Flat Rate)	Per parcel for parcels corres
\$522.21	Parcel (Flat Rate)	Per parcel for parcels corres
\$174.07	Parcel (Flat Rate)	Per parcel for parcels corres
\$435.18	Parcel (Flat Rate)	Per parcel for parcels corres
\$696.28	Parcel (Flat Rate)	Per parcel for parcels corres
\$870.35	Parcel (Flat Rate)	Per parcel for parcels corres

Industrial

\$522.21	Parcel (Flat Rate)	Per parcel for parcels corres
\$261.11	Parcel (Flat Rate)	Per parcel for parcels corres

Institutional

\$261.11	Parcel (Flat Rate)	Per parcel for parcels corres
\$870.35	Parcel (Flat Rate)	Per parcel for parcels corres
\$522.21	Parcel (Flat Rate)	Per parcel for parcels corres

Recreational

\$696.28	Parcel (Flat Rate)	Per parcel for parcels corres

Other (Specify)

Rural Land

\$139.26	Parcel (Flat Rate)	Per parcel for parcels corres

City of Oakley 2016

Parcel Tax Reporting- Statistical Data
(To Be Completed by Levying Entity)

Unimproved /
Undeveloped

\$87.04 Parcel (Flat Rate)
\$69.63 Parcel (Flat Rate)

Per parcel for parcels corres
ponding to Center Costs use
Per parcel for parcels corres
ponding to Center Costs use

Other (Specify)

City of Oakley 2016

Parcel Tax Reporting- Statistical Data (To Be Completed by Levying Entity)

Fiscal Year **2016**

Parcel Tax Name **Oakley Special Police Tax Area District (Tax Zone 116) continued**

A. The Type and Rate of Parcel Tax Imposed
 (Please Check and Complete All Box(es) that Apply)

Parcel Tax Type

All Property

All Residential

Single-Family

Multi-Family

Condominiums

Mobile Homes

Parcel Tax Rate		Notes
Dollar Amount	Base	
\$3,481.40	Parcel (Flat Rate)	Per parcel for parcels corres
\$8,355.36	Parcel (Flat Rate)	Per parcel for parcels corres

City of Oakley 2016

Parcel Tax Reporting- Statistical Data
(To Be Completed by Levying Entity)

Other (Specify)

All Non-Residential

Commercial

\$400.36	Parcel (Flat Rate)	Per parcel for parcels corres
\$261.11	Parcel (Flat Rate)	Per parcel for parcels corres

Industrial

Institutional

Recreational

Other (Specify)

**Parcel Tax Reporting- Statistical Data
(To Be Completed by Levying Entity)**

Unimproved /
Undeveloped

Other (Specify)

Oakley 2016

**Parcel Tax Reporting - Statistical Data
(To Be Completed by Levying Entity)**

Parcel Tax Name Oakley Special Police Tax Area District (Tax Zone 116)

B. The Number of Parcels Subject to the Parcel Tax 40

C. The Number of Parcels Exempt from the Parcel Tax 0

D. The Sunset Date of the Parcel Tax, if any. (MM/DD/YYYY)

E. The Amount of Revenue Received from the Parcel Tax (Annually) \$6,875

F. The Manner in Which the Revenue Received from the Parcel Tax is Being Used
(Please Check All Box(es) Applicable or the Box(es) with the Closest Description that Apply)

- Agriculture and Fair
- Air Quality and Pollution Control
- Airport Purpose
- Ambulance Service and Emergency Medical Services
- Amusement
- Animal Control
- Broadband Services
- Cemetery
- Conduit Financing
- Drainage and Drainage Maintenance
- Electric Purpose
- Erosion Control
- Financing or Constructing Facilities
- Fire Protection and Fire Prevention
- Flood Control
- Gas Purpose
- Graffiti Abatement
- Harbor and Port Purpose
- Hazardous Material Emergency Response
- Health
- Hospital Purpose
- Land Reclamation
- Landscaping
- Library Services
- Lighting and Lighting Maintenance
- Local and Regional Planning or Development
- Memorial
- Museums and Cultural Facilities
- Parking
- Pest Control, Mosquito Abatement and Vector Control

- Police Protection and Personal Safety
- Recreation and Park, Open Space
- Resource Conservation
- Snow Removal
- Streets, Roads, and Sidewalks
- Television Translator Station Facilities
- Trade and Commerce
- Transit
- Transportation
- Underground Electric and Communication Facilities
- Veterans Buildings and Institutions
- Water Conservation
- Waste Management
- Water Services and Irrigation
- Weed Abatement

Oakley 2016

**Parcel Tax Reporting - Statistical Data
(To Be Completed by Levying Entity)**

Parcel Tax Name Oakley Special Police Tax Area District (Tax Zone 116) continued

B. The Number of Parcels Subject to the Parcel Tax 40

C. The Number of Parcels Exempt from the Parcel Tax 0

D. The Sunset Date of the Parcel Tax, if any. (MM/DD/YYYY)

E. The Amount of Revenue Received from the Parcel Tax (Annually) \$6,875

F. The Manner in Which the Revenue Received from the Parcel Tax is Being Used
(Please Check All Box(es) Applicable or the Box(es) with the Closest Description that Apply)

- Agriculture and Fair
- Air Quality and Pollution Control
- Airport Purpose
- Ambulance Service and Emergency Medical Services
- Amusement
- Animal Control
- Broadband Services
- Cemetery
- Conduit Financing
- Drainage and Drainage Maintenance
- Electric Purpose
- Erosion Control
- Financing or Constructing Facilities
- Fire Protection and Fire Prevention
- Flood Control
- Gas Purpose
- Graffiti Abatement
- Harbor and Port Purpose
- Hazardous Material Emergency Response
- Health
- Hospital Purpose
- Land Reclamation
- Landscaping
- Library Services
- Lighting and Lighting Maintenance
- Local and Regional Planning or Development
- Memorial
- Museums and Cultural Facilities
- Parking
- Pest Control, Mosquito Abatement and Vector Control

- Police Protection and Personal Safety
- Recreation and Park, Open Space
- Resource Conservation
- Snow Removal
- Streets, Roads, and Sidewalks
- Television Translator Station Facilities
- Trade and Commerce
- Transit
- Transportation
- Underground Electric and Communication Facilities
- Veterans Buildings and Institutions
- Water Conservation
- Waste Management
- Water Services and Irrigation
- Weed Abatement

City of Oakley 2016

Parcel Tax Reporting- Statistical Data
(To Be Completed by Levying Entity)

Fiscal Year 2016

Parcel Tax Name Oakley Special Police Tax Area District (Tax Zone 120)

A. The Type and Rate of Parcel Tax Imposed
(Please Check and Complete All Box(es) that Apply)

Parcel Tax Type
 All Property

All Residential

Single-Family

Multi-Family

Condominiums

Mobile Homes

Parcel Tax Rate		Notes
Dollar Amount	Base	
\$170.05	Parcel (Flat Rate)	Per parcel for parcels corres ponding to Center Center use
\$272.08	Parcel (Flat Rate)	
\$272.08	Parcel (Flat Rate)	Per parcel for parcels corres ponding to Center Center use
\$408.12	Parcel (Flat Rate)	
\$544.16	Parcel (Flat Rate)	
\$170.05	Parcel (Flat Rate)	
\$680.20	Parcel (Flat Rate)	
\$1,768.52	Parcel (Flat Rate)	
\$170.05	Parcel (Flat Rate)	Per parcel for parcels corres ponding to Center Center use
\$136.04	Parcel (Flat Rate)	Per parcel for parcels corres ponding to Center Center use

City of Oakley 2016

Parcel Tax Reporting- Statistical Data
(To Be Completed by Levying Entity)

Other (Specify)

Miscellaneous

\$255.08 Parcel (Flat Rate)
\$255.08 Parcel (Flat Rate)
\$136.04 Parcel (Flat Rate)
\$102.03 Parcel (Flat Rate)

Per parcel for parcels corres
ponding to Center Center use
Per parcel for parcels corres
ponding to Center Center use
Per parcel for parcels corres
ponding to Center Center use
Per parcel for parcels corres
ponding to Center Center use

All Non-Residential

Commercial

\$340.10 Parcel (Flat Rate)
\$510.15 Parcel (Flat Rate)
\$170.05 Parcel (Flat Rate)
\$425.13 Parcel (Flat Rate)
\$680.20 Parcel (Flat Rate)
\$850.25 Parcel (Flat Rate)

Per parcel for parcels corres
ponding to Center Center use
Per parcel for parcels corres
ponding to Center Center use
Per parcel for parcels corres
ponding to Center Center use
Per parcel for parcels corres
ponding to Center Center use
Per parcel for parcels corres
ponding to Center Center use

Industrial

\$510.15 Parcel (Flat Rate)
\$255.08 Parcel (Flat Rate)

Per parcel for parcels corres
ponding to Center Center use
Per parcel for parcels corres
ponding to Center Center use

Institutional

\$255.08 Parcel (Flat Rate)
\$850.25 Parcel (Flat Rate)
\$510.15 Parcel (Flat Rate)

Per parcel for parcels corres
ponding to Center Center use
Per parcel for parcels corres
ponding to Center Center use
Per parcel for parcels corres
ponding to Center Center use

Recreational

\$680.20 Parcel (Flat Rate)

Per parcel for parcels corres
ponding to Center Center use

Other (Specify)

Rural Land

\$136.04 Parcel (Flat Rate)

Per parcel for parcels corres
ponding to Center Center use

City of Oakley 2016

Parcel Tax Reporting- Statistical Data
(To Be Completed by Levying Entity)

Unimproved /
Undeveloped

\$85.03 Parcel (Flat Rate)

\$68.02 Parcel (Flat Rate)

Per parcel for parcels corres

Per parcel for parcels corres

Other (Specify)

City of Oakley 2016

**Parcel Tax Reporting- Statistical Data
(To Be Completed by Levying Entity)**

Fiscal Year 2016

Parcel Tax Name Oakley Special Police Tax Area District (Tax Zone 120) continued

A. The Type and Rate of Parcel Tax Imposed
(Please Check and Complete All Box(es) that Apply)

Parcel Tax Type

All Property

All Residential

Single-Family

Multi-Family

Condominiums

Mobile Homes

Parcel Tax Type	Parcel Tax Rate		Notes
	Dollar Amount	Base	
<input type="checkbox"/> All Property			
<input type="checkbox"/> All Residential			
<input type="checkbox"/> Single-Family			
<input checked="" type="checkbox"/> Multi-Family	\$3,401.00	Parcel (Flat Rate)	Per parcel for parcels corres
	\$8,162.40	Parcel (Flat Rate)	Per parcel for parcels corres
<input type="checkbox"/> Condominiums			
<input type="checkbox"/> Mobile Homes			

City of Oakley 2016

Parcel Tax Reporting- Statistical Data
(To Be Completed by Levying Entity)

Other (Specify)

All Non-Residential

Commercial

\$391.12 Parcel (Flat Rate)

\$255.08 Parcel (Flat Rate)

Per parcel for parcels corres
ponding to Center Center
Per parcel for parcels corres
ponding to Center Center

Industrial

Institutional

Recreational

Other (Specify)

City of Oakley 2016

Parcel Tax Reporting- Statistical Data
(To Be Completed by Levying Entity)

Unimproved /
Undeveloped

Other (Specify)

Oakley 2016

**Parcel Tax Reporting - Statistical Data
(To Be Completed by Levying Entity)**

Parcel Tax Name Oakley Special Police Tax Area District (Tax Zone 120)

B. The Number of Parcels Subject to the Parcel Tax

38

C. The Number of Parcels Exempt from the Parcel Tax

0

D. The Sunset Date of the Parcel Tax, if any. (MM/DD/YYYY)

E. The Amount of Revenue Received from the Parcel Tax (Annually)

\$6,462

F. The Manner in Which the Revenue Received from the Parcel Tax is Being Used

(Please Check All Box(es) Applicable or the Box(es) with the Closest Description that Apply)

- Agriculture and Fair
- Air Quality and Pollution Control
- Airport Purpose
- Ambulance Service and Emergency Medical Services
- Amusement
- Animal Control
- Broadband Services
- Cemetery
- Conduit Financing
- Drainage and Drainage Maintenance
- Electric Purpose
- Erosion Control
- Financing or Constructing Facilities
- Fire Protection and Fire Prevention
- Flood Control
- Gas Purpose
- Graffiti Abatement
- Harbor and Port Purpose
- Hazardous Material Emergency Response
- Health
- Hospital Purpose
- Land Reclamation
- Landscaping
- Library Services
- Lighting and Lighting Maintenance
- Local and Regional Planning or Development
- Memorial
- Museums and Cultural Facilities
- Parking
- Pest Control, Mosquito Abatement and Vector Control

- Police Protection and Personal Safety
- Recreation and Park, Open Space
- Resource Conservation
- Snow Removal
- Streets, Roads, and Sidewalks
- Television Translator Station Facilities
- Trade and Commerce
- Transit
- Transportation
- Underground Electric and Communication Facilities
- Veterans Buildings and Institutions
- Water Conservation
- Waste Management
- Water Services and Irrigation
- Weed Abatement

Oakley 2016

**Parcel Tax Reporting - Statistical Data
(To Be Completed by Levying Entity)**

Parcel Tax Name Oakley Special Police Tax Area District (Tax Zone 120) continued

B. The Number of Parcels Subject to the Parcel Tax 38

C. The Number of Parcels Exempt from the Parcel Tax 0

D. The Sunset Date of the Parcel Tax, if any. (MM/DD/YYYY)

E. The Amount of Revenue Received from the Parcel Tax (Annually) \$6,462

F. The Manner in Which the Revenue Received from the Parcel Tax is Being Used
(Please Check All Box(es) Applicable or the Box(es) with the Closest Description that Apply)

- Agriculture and Fair
- Air Quality and Pollution Control
- Airport Purpose
- Ambulance Service and Emergency Medical Services
- Amusement
- Animal Control
- Broadband Services
- Cemetery
- Conduit Financing
- Drainage and Drainage Maintenance
- Electric Purpose
- Erosion Control
- Financing or Constructing Facilities
- Fire Protection and Fire Prevention
- Flood Control
- Gas Purpose
- Graffiti Abatement
- Harbor and Port Purpose
- Hazardous Material Emergency Response
- Health
- Hospital Purpose
- Land Reclamation
- Landscaping
- Library Services
- Lighting and Lighting Maintenance
- Local and Regional Planning or Development
- Memorial
- Museums and Cultural Facilities
- Parking
- Pest Control, Mosquito Abatement and Vector Control

- Police Protection and Personal Safety
- Recreation and Park, Open Space
- Resource Conservation
- Snow Removal
- Streets, Roads, and Sidewalks
- Television Translator Station Facilities
- Trade and Commerce
- Transit
- Transportation
- Underground Electric and Communication Facilities
- Veterans Buildings and Institutions
- Water Conservation
- Waste Management
- Water Services and Irrigation
- Weed Abatement

**City of Oakley 2016
Parcel Tax Reporting- Statistical Data
(To Be Completed by Levying Entity)**

Fiscal Year 2016

Parcel Tax Name Oakley Special Police Tax Area District (Tax Zone 123)

**A. The Type and Rate of Parcel Tax Imposed
(Please Check and Complete All Box(es) that Apply)**

Parcel Tax Type

All Property

All Residential

Single-Family

Multi-Family

Condominiums

Mobile Homes

Parcel Tax Rate		Notes
Dollar Amount	Base	
\$334.81	Parcel (Flat Rate)	Per parcel for parcels corres
\$535.70	Parcel (Flat Rate)	Per parcel for parcels corres
\$535.70	Parcel (Flat Rate)	Per parcel for parcels corres
\$803.54	Parcel (Flat Rate)	Per parcel for parcels corres
\$1,071.39	Parcel (Flat Rate)	Per parcel for parcels corres
\$334.81	Parcel (Flat Rate)	Per parcel for parcels corres
\$1,339.24	Parcel (Flat Rate)	Per parcel for parcels corres
\$3,482.02	Parcel (Flat Rate)	Per parcel for parcels corres
\$334.81	Parcel (Flat Rate)	Per parcel for parcels corres
\$267.85	Parcel (Flat Rate)	Per parcel for parcels corres

City of Oakley 2016

Parcel Tax Reporting- Statistical Data
(To Be Completed by Levying Entity)

Other (Specify)

Miscellaneous

\$502.22 Parcel (Flat Rate)
\$502.22 Parcel (Flat Rate)
\$267.85 Parcel (Flat Rate)
\$200.89 Parcel (Flat Rate)

Per parcel for parcels corres
ponding to Centre Centre use
Per parcel for parcels corres
ponding to Centre Centre use
Per parcel for parcels corres
ponding to Centre Centre use
Per parcel for parcels corres
ponding to Centre Centre use

All Non-Residential

Commercial

\$669.62 Parcel (Flat Rate)
\$1,004.43 Parcel (Flat Rate)
\$334.81 Parcel (Flat Rate)
\$837.03 Parcel (Flat Rate)
\$1,339.24 Parcel (Flat Rate)
\$1,674.05 Parcel (Flat Rate)

Per parcel for parcels corres
ponding to Centre Centre use
Per parcel for parcels corres
ponding to Centre Centre use
Per parcel for parcels corres
ponding to Centre Centre use
Per parcel for parcels corres
ponding to Centre Centre use
Per parcel for parcels corres
ponding to Centre Centre use

Industrial

\$1,004.43 Parcel (Flat Rate)
\$502.22 Parcel (Flat Rate)

Per parcel for parcels corres
ponding to Centre Centre use
Per parcel for parcels corres
ponding to Centre Centre use

Institutional

\$502.22 Parcel (Flat Rate)
\$1,674.05 Parcel (Flat Rate)
\$1,004.43 Parcel (Flat Rate)

Per parcel for parcels corres
ponding to Centre Centre use
Per parcel for parcels corres
ponding to Centre Centre use
Per parcel for parcels corres
ponding to Centre Centre use

Recreational

\$1,339.24 Parcel (Flat Rate)

Per parcel for parcels corres
ponding to Centre Centre use

Other (Specify)

Rural Land

\$267.85 Parcel (Flat Rate)

Per parcel for parcels corres
ponding to Centre Centre use

City of Oakley 2016

Parcel Tax Reporting- Statistical Data
(To Be Completed by Levying Entity)

Unimproved /
Undeveloped

\$167.41 Parcel (Flat Rate)
\$133.92 Parcel (Flat Rate)

Per parcel for parcels corres
Per parcel for parcels corres

Other (Specify)

City of Oakley 2016

**Parcel Tax Reporting- Statistical Data
(To Be Completed by Levying Entity)**

Fiscal Year **2016**

Parcel Tax Name

Oakley Special Police Tax Area District (Tax Zone 123) continued

A. The Type and Rate of Parcel Tax Imposed
(Please Check and Complete All Box(es) that Apply)

Parcel Tax Type

All Property

All Residential

Single-Family

Multi-Family

Condominiums

Mobile Homes

Parcel Tax Rate		Notes
Dollar Amount	Base	
\$6,696.20	Parcel (Flat Rate)	Per parcel for parcels corres
\$16,070.88	Parcel (Flat Rate)	Per parcel for parcels corres

City of Oakley 2016

Parcel Tax Reporting- Statistical Data
(To Be Completed by Levying Entity)

Other (Specify)

All Non-Residential

Commercial

\$770.06 Parcel (Flat Rate)
\$502.22 Parcel (Flat Rate)

Per parcel for parcels corres
Per parcel for parcels corres

Industrial

Institutional

Recreational

Other (Specify)

**Parcel Tax Reporting- Statistical Data
(To Be Completed by Levying Entity)**

**Unimproved /
Undeveloped**

Other (Specify)

Oakley 2016

**Parcel Tax Reporting - Statistical Data
(To Be Completed by Levying Entity)**

Parcel Tax Name

Oakley Special Police Tax Area District (Tax Zone 123)

B. The Number of Parcels Subject to the Parcel Tax

84

C. The Number of Parcels Exempt from the Parcel Tax

0

D. The Sunset Date of the Parcel Tax, if any. (MM/DD/YYYY)

E. The Amount of Revenue Received from the Parcel Tax (Annually)

\$28,123

F. The Manner in Which the Revenue Received from the Parcel Tax is Being Used
(Please Check All Box(es) Applicable or the Box(es) with the Closest Description that Apply)

- Agriculture and Fair
- Air Quality and Pollution Control
- Airport Purpose
- Ambulance Service and Emergency Medical Services
- Amusement
- Animal Control
- Broadband Services
- Cemetery
- Conduit Financing
- Drainage and Drainage Maintenance
- Electric Purpose
- Erosion Control
- Financing or Constructing Facilities
- Fire Protection and Fire Prevention
- Flood Control
- Gas Purpose
- Graffiti Abatement
- Harbor and Port Purpose
- Hazardous Material Emergency Response
- Health
- Hospital Purpose
- Land Reclamation
- Landscaping
- Library Services
- Lighting and Lighting Maintenance
- Local and Regional Planning or Development
- Memorial
- Museums and Cultural Facilities
- Parking
- Pest Control, Mosquito Abatement and Vector Control

- Police Protection and Personal Safety
- Recreation and Park, Open Space
- Resource Conservation
- Snow Removal
- Streets, Roads, and Sidewalks
- Television Translator Station Facilities
- Trade and Commerce
- Transit
- Transportation
- Underground Electric and Communication Facilities
- Veterans Buildings and Institutions
- Water Conservation
- Waste Management
- Water Services and Irrigation
- Weed Abatement

Oakley 2016

**Parcel Tax Reporting - Statistical Data
(To Be Completed by Levying Entity)**

Parcel Tax Name Oakley Special Police Tax Area District (Tax Zone 123) continued

B. The Number of Parcels Subject to the Parcel Tax 84

C. The Number of Parcels Exempt from the Parcel Tax 0

D. The Sunset Date of the Parcel Tax, if any. (MM/DD/YYYY)

E. The Amount of Revenue Received from the Parcel Tax (Annually) \$28,123

F. The Manner in Which the Revenue Received from the Parcel Tax is Being Used

(Please Check All Box(es) Applicable or the Box(es) with the Closest Description that Apply)

<input type="checkbox"/>	Agriculture and Fair
<input type="checkbox"/>	Air Quality and Pollution Control
<input type="checkbox"/>	Airport Purpose
<input type="checkbox"/>	Ambulance Service and Emergency Medical Services
<input type="checkbox"/>	Amusement
<input type="checkbox"/>	Animal Control
<input type="checkbox"/>	Broadband Services
<input type="checkbox"/>	Cemetery
<input type="checkbox"/>	Conduit Financing
<input type="checkbox"/>	Drainage and Drainage Maintenance
<input type="checkbox"/>	Electric Purpose
<input type="checkbox"/>	Erosion Control
<input type="checkbox"/>	Financing or Constructing Facilities
<input type="checkbox"/>	Fire Protection and Fire Prevention
<input type="checkbox"/>	Flood Control
<input type="checkbox"/>	Gas Purpose
<input type="checkbox"/>	Graffiti Abatement
<input type="checkbox"/>	Harbor and Port Purpose
<input type="checkbox"/>	Hazardous Material Emergency Response
<input type="checkbox"/>	Health
<input type="checkbox"/>	Hospital Purpose
<input type="checkbox"/>	Land Reclamation
<input type="checkbox"/>	Landscaping
<input type="checkbox"/>	Library Services
<input type="checkbox"/>	Lighting and Lighting Maintenance
<input type="checkbox"/>	Local and Regional Planning or Development
<input type="checkbox"/>	Memorial
<input type="checkbox"/>	Museums and Cultural Facilities
<input type="checkbox"/>	Parking
<input type="checkbox"/>	Pest Control, Mosquito Abatement and Vector Control

<input checked="" type="checkbox"/>	Police Protection and Personal Safety
<input type="checkbox"/>	Recreation and Park, Open Space
<input type="checkbox"/>	Resource Conservation
<input type="checkbox"/>	Snow Removal
<input type="checkbox"/>	Streets, Roads, and Sidewalks
<input type="checkbox"/>	Television Translator Station Facilities
<input type="checkbox"/>	Trade and Commerce
<input type="checkbox"/>	Transit
<input type="checkbox"/>	Transportation
<input type="checkbox"/>	Underground Electric and Communication Facilities
<input type="checkbox"/>	Veterans Buildings and Institutions
<input type="checkbox"/>	Water Conservation
<input type="checkbox"/>	Waste Management
<input type="checkbox"/>	Water Services and Irrigation
<input type="checkbox"/>	Weed Abatement

City of Oakley 2016

**Parcel Tax Reporting- Statistical Data
(To Be Completed by Levying Entity)**

Fiscal Year **2016**

Parcel Tax Name Oakley Special Police Tax Area District (Tax Zone 124)

A. The Type and Rate of Parcel Tax Imposed
(Please Check and Complete All Box(es) that Apply)

Parcel Tax Type

All Property

All Residential

Single-Family

Multi-Family

Condominiums

Mobile Homes

Parcel Tax Rate		Notes
Dollar Amount	Base	
\$156.53	Parcel (Flat Rate)	Per parcel for parcels corres
\$250.45	Parcel (Flat Rate)	Per parcel for parcels corres
\$250.45	Parcel (Flat Rate)	Per parcel for parcels corres
\$375.67	Parcel (Flat Rate)	Per parcel for parcels corres
\$500.90	Parcel (Flat Rate)	Per parcel for parcels corres
\$156.53	Parcel (Flat Rate)	Per parcel for parcels corres
\$626.12	Parcel (Flat Rate)	Per parcel for parcels corres
\$1,627.91	Parcel (Flat Rate)	Per parcel for parcels corres
\$156.53	Parcel (Flat Rate)	Per parcel for parcels corres
\$125.22	Parcel (Flat Rate)	Per parcel for parcels corres

City of Oakley 2016

Parcel Tax Reporting- Statistical Data
(To Be Completed by Levying Entity)

Other (Specify)

Miscellaneous

\$234.80	Parcel (Flat Rate)	Per parcel for parcels corres
\$234.80	Parcel (Flat Rate)	Per parcel for parcels corres
\$125.22	Parcel (Flat Rate)	Per parcel for parcels corres
\$93.92	Parcel (Flat Rate)	Per parcel for parcels corres

All Non-Residential

Commercial

\$313.06	Parcel (Flat Rate)	Per parcel for parcels corres
\$469.59	Parcel (Flat Rate)	Per parcel for parcels corres
\$156.53	Parcel (Flat Rate)	Per parcel for parcels corres
\$391.33	Parcel (Flat Rate)	Per parcel for parcels corres
\$626.12	Parcel (Flat Rate)	Per parcel for parcels corres
\$782.65	Parcel (Flat Rate)	Per parcel for parcels corres

Industrial

\$469.59	Parcel (Flat Rate)	Per parcel for parcels corres
\$234.80	Parcel (Flat Rate)	Per parcel for parcels corres

Institutional

\$234.80	Parcel (Flat Rate)	Per parcel for parcels corres
\$782.65	Parcel (Flat Rate)	Per parcel for parcels corres
\$469.59	Parcel (Flat Rate)	Per parcel for parcels corres

Recreational

\$626.12	Parcel (Flat Rate)	Per parcel for parcels corres

Other (Specify)

Rural Land

\$125.22	Parcel (Flat Rate)	Per parcel for parcels corres

City of Oakley 2016

Parcel Tax Reporting- Statistical Data (To Be Completed by Levying Entity)

Unimproved /
Undeveloped

Other (Specify)

[Empty box for specification]

	\$78.27 Parcel (Flat Rate)	Per parcel for parcels corres ponding to Center Center use
	\$62.61 Parcel (Flat Rate)	Per parcel for parcels corres ponding to Center Center use

City of Oakley 2016

Parcel Tax Reporting- Statistical Data
(To Be Completed by Levying Entity)

Fiscal Year 2016

Parcel Tax Name

Oakley Special Police Tax Area District (Tax Zone 124) continued

A. The Type and Rate of Parcel Tax Imposed
(Please Check and Complete All Box(es) that Apply)

Parcel Tax Type

- All Property
- All Residential
- Single-Family
- Multi-Family
- Condominiums
- Mobile Homes

Parcel Tax Rate		Notes
Dollar Amount	Base	
\$3,130.60	Parcel (Flat Rate)	Per parcel for parcels corres ponding to Costo Costo Per parcel for parcels corres ponding to Costo Costo
\$7,513.44	Parcel (Flat Rate)	

City of Oakley 2016

Parcel Tax Reporting- Statistical Data
(To Be Completed by Levying Entity)

Other (Specify)

All Non-Residential

Commercial

\$360.02	Parcel (Flat Rate)	Per parcel for parcels corres
\$234.80	Parcel (Flat Rate)	Per parcel for parcels corres

Industrial

Institutional

Recreational

Other (Specify)

**Parcel Tax Reporting- Statistical Data
(To Be Completed by Levying Entity)**

**Unimproved /
Undeveloped**

Other (Specify)

Oakley 2016

**Parcel Tax Reporting - Statistical Data
(To Be Completed by Levying Entity)**

Parcel Tax Name Oakley Special Police Tax Area District (Tax Zone 124)

B. The Number of Parcels Subject to the Parcel Tax 12

C. The Number of Parcels Exempt from the Parcel Tax 0

D. The Sunset Date of the Parcel Tax, if any. (MM/DD/YYYY)

E. The Amount of Revenue Received from the Parcel Tax (Annually) \$1,878

F. The Manner in Which the Revenue Received from the Parcel Tax is Being Used
(Please Check All Box(es) Applicable or the Box(es) with the Closest Description that Apply)

- Agriculture and Fair
- Air Quality and Pollution Control
- Airport Purpose
- Ambulance Service and Emergency Medical Services
- Amusement
- Animal Control
- Broadband Services
- Cemetery
- Conduit Financing
- Drainage and Drainage Maintenance
- Electric Purpose
- Erosion Control
- Financing or Constructing Facilities
- Fire Protection and Fire Prevention
- Flood Control
- Gas Purpose
- Graffiti Abatement
- Harbor and Port Purpose
- Hazardous Material Emergency Response
- Health
- Hospital Purpose
- Land Reclamation
- Landscaping
- Library Services
- Lighting and Lighting Maintenance
- Local and Regional Planning or Development
- Memorial
- Museums and Cultural Facilities
- Parking
- Pest Control, Mosquito Abatement and Vector Control

- Police Protection and Personal Safety
- Recreation and Park, Open Space
- Resource Conservation
- Snow Removal
- Streets, Roads, and Sidewalks
- Television Translator Station Facilities
- Trade and Commerce
- Transit
- Transportation
- Underground Electric and Communication Facilities
- Veterans Buildings and Institutions
- Water Conservation
- Waste Management
- Water Services and Irrigation
- Weed Abatement

Oakley 2016

**Parcel Tax Reporting - Statistical Data
(To Be Completed by Levying Entity)**

Parcel Tax Name Oakley Special Police Tax Area District (Tax Zone 124) continued

B. The Number of Parcels Subject to the Parcel Tax

12

C. The Number of Parcels Exempt from the Parcel Tax

0

D. The Sunset Date of the Parcel Tax, if any. (MM/DD/YYYY)

E. The Amount of Revenue Received from the Parcel Tax (Annually)

\$1,878

F. The Manner in Which the Revenue Received from the Parcel Tax is Being Used
(Please Check All Box(es) Applicable or the Box(es) with the Closest Description that Apply)

- Agriculture and Fair
- Air Quality and Pollution Control
- Airport Purpose
- Ambulance Service and Emergency Medical Services
- Amusement
- Animal Control
- Broadband Services
- Cemetery
- Conduit Financing
- Drainage and Drainage Maintenance
- Electric Purpose
- Erosion Control
- Financing or Constructing Facilities
- Fire Protection and Fire Prevention
- Flood Control
- Gas Purpose
- Graffiti Abatement
- Harbor and Port Purpose
- Hazardous Material Emergency Response
- Health
- Hospital Purpose
- Land Reclamation
- Landscaping
- Library Services
- Lighting and Lighting Maintenance
- Local and Regional Planning or Development
- Memorial
- Museums and Cultural Facilities
- Parking
- Pest Control, Mosquito Abatement and Vector Control

- Police Protection and Personal Safety
- Recreation and Park, Open Space
- Resource Conservation
- Snow Removal
- Streets, Roads, and Sidewalks
- Television Translator Station Facilities
- Trade and Commerce
- Transit
- Transportation
- Underground Electric and Communication Facilities
- Veterans Buildings and Institutions
- Water Conservation
- Waste Management
- Water Services and Irrigation
- Weed Abatement

City of Oakley 2016
Parcel Tax Reporting- Statistical Data
(To Be Completed by Levying Entity)

Fiscal Year **2016**

Parcel Tax Name **Oakley Special Police Tax Area District (Tax Zone 126)**

A. The Type and Rate of Parcel Tax Imposed
(Please Check and Complete All Box(es) that Apply)

Parcel Tax Type

All Property

All Residential

Single-Family

Multi-Family

Condominiums

Mobile Homes

Parcel Tax Rate		Notes
Dollar Amount	Base	
\$299.22	Parcel (Flat Rate)	Per parcel for parcels corres according to Center Code use Per parcel for parcels corres according to Center Code use
\$478.75	Parcel (Flat Rate)	
\$478.75	Parcel (Flat Rate)	Per parcel for parcels corres according to Center Code use Per parcel for parcels corres according to Center Code use Per parcel for parcels corres according to Center Code use Per parcel for parcels corres according to Center Code use Per parcel for parcels corres according to Center Code use
\$718.13	Parcel (Flat Rate)	
\$957.50	Parcel (Flat Rate)	
\$299.22	Parcel (Flat Rate)	
\$1,196.88	Parcel (Flat Rate)	
\$3,111.89	Parcel (Flat Rate)	
\$299.22	Parcel (Flat Rate)	Per parcel for parcels corres according to Center Code use
\$239.38	Parcel (Flat Rate)	Per parcel for parcels corres according to Center Code use

City of Oakley 2016

Parcel Tax Reporting- Statistical Data
(To Be Completed by Levying Entity)

Other (Specify)

Miscellaneous

\$448.83	Parcel (Flat Rate)	Per parcel for parcels corres
\$448.83	Parcel (Flat Rate)	Per parcel for parcels corres
\$239.38	Parcel (Flat Rate)	Per parcel for parcels corres
\$179.53	Parcel (Flat Rate)	Per parcel for parcels corres

All Non-Residential

Commercial

\$598.44	Parcel (Flat Rate)	Per parcel for parcels corres
\$897.66	Parcel (Flat Rate)	Per parcel for parcels corres
\$299.22	Parcel (Flat Rate)	Per parcel for parcels corres
\$748.05	Parcel (Flat Rate)	Per parcel for parcels corres
\$1,196.88	Parcel (Flat Rate)	Per parcel for parcels corres
\$1,496.10	Parcel (Flat Rate)	Per parcel for parcels corres

Industrial

\$897.66	Parcel (Flat Rate)	Per parcel for parcels corres
\$448.83	Parcel (Flat Rate)	Per parcel for parcels corres

Institutional

\$448.83	Parcel (Flat Rate)	Per parcel for parcels corres
\$1,496.10	Parcel (Flat Rate)	Per parcel for parcels corres
\$897.66	Parcel (Flat Rate)	Per parcel for parcels corres

Recreational

\$1,196.88	Parcel (Flat Rate)	Per parcel for parcels corres

Other (Specify)

Rural Land

\$239.38	Parcel (Flat Rate)	Per parcel for parcels corres

City of Oakley 2016

Parcel Tax Reporting- Statistical Data
(To Be Completed by Levying Entity)

Unimproved /
Undeveloped

\$149.61 Parcel (Flat Rate)
\$119.69 Parcel (Flat Rate)

Per parcel for parcels corres
ponding to Center Costs
Per parcel for parcels corres
ponding to Center Costs

Other (Specify)

City of Oakley 2016

**Parcel Tax Reporting- Statistical Data
(To Be Completed by Levying Entity)**

Fiscal Year **2016**

Parcel Tax Name **Oakley Special Police Tax Area District (Tax Zone 126) continued**

A. The Type and Rate of Parcel Tax Imposed
(Please Check and Complete All Box(es) that Apply)

Parcel Tax Type	Parcel Tax Rate		Notes
	Dollar Amount	Base	
<input type="checkbox"/> All Property			
<input type="checkbox"/> All Residential			
<input type="checkbox"/> Single-Family			
<input checked="" type="checkbox"/> Multi-Family	\$5,984.40	Parcel (Flat Rate)	Per parcel for parcels corres
	\$14,362.56	Parcel (Flat Rate)	Per parcel for parcels corres
<input type="checkbox"/> Condominiums			
<input type="checkbox"/> Mobile Homes			

City of Oakley 2016

Parcel Tax Reporting- Statistical Data
(To Be Completed by Levying Entity)

Other (Specify)

All Non-Residential

Commercial

\$688.21	Parcel (Flat Rate)	Per parcel for parcels corres
\$448.83	Parcel (Flat Rate)	Per parcel for parcels corres

Industrial

Institutional

Recreational

Other (Specify)

City of Oakley 2016

Parcel Tax Reporting- Statistical Data
(To Be Completed by Levying Entity)

Unimproved /
Undeveloped

Other (Specify)

Oakley 2016
Parcel Tax Reporting - Statistical Data
(To Be Completed by Levying Entity)

Parcel Tax Name

Oakley Special Police Tax Area District (Tax Zone 126)

B. The Number of Parcels Subject to the Parcel Tax

2

C. The Number of Parcels Exempt from the Parcel Tax

0

D. The Sunset Date of the Parcel Tax, if any. (MM/DD/YYYY)

E. The Amount of Revenue Received from the Parcel Tax (Annually)

\$524

F. The Manner in Which the Revenue Received from the Parcel Tax is Being Used
 (Please Check All Box(es) Applicable or the Box(es) with the Closest Description that Apply)

- Agriculture and Fair
- Air Quality and Pollution Control
- Airport Purpose
- Ambulance Service and Emergency Medical Services
- Amusement
- Animal Control
- Broadband Services
- Cemetery
- Conduit Financing
- Drainage and Drainage Maintenance
- Electric Purpose
- Erosion Control
- Financing or Constructing Facilities
- Fire Protection and Fire Prevention
- Flood Control
- Gas Purpose
- Graffiti Abatement
- Harbor and Port Purpose
- Hazardous Material Emergency Response
- Health
- Hospital Purpose
- Land Reclamation
- Landscaping
- Library Services
- Lighting and Lighting Maintenance
- Local and Regional Planning or Development
- Memorial
- Museums and Cultural Facilities
- Parking
- Pest Control, Mosquito Abatement and Vector Control

- Police Protection and Personal Safety
- Recreation and Park, Open Space
- Resource Conservation
- Snow Removal
- Streets, Roads, and Sidewalks
- Television Translator Station Facilities
- Trade and Commerce
- Transit
- Transportation
- Underground Electric and Communication Facilities
- Veterans Buildings and Institutions
- Water Conservation
- Waste Management
- Water Services and Irrigation
- Weed Abatement

Oakley 2016 Parcel Tax Reporting - Statistical Data (To Be Completed by Levying Entity)

Oakley Special Police Tax Area District (Tax Zone 126) continued

Parcel Tax Name

B. The Number of Parcels Subject to the Parcel Tax

C. The Number of Parcels Exempt from the Parcel Tax

D. The Sunset Date of the Parcel Tax, if any. (MM/DD/YYYY)

E. The Amount of Revenue Received from the Parcel Tax (Annually)

F. The Manner in Which the Revenue Received from the Parcel Tax is Being Used
(Please Check All Box(es) Applicable or the Box(es) with the Closest Description that Apply)

	2
	0
	\$524

- Agriculture and Fair
- Air Quality and Pollution Control
- Airport Purpose
- Ambulance Service and Emergency Medical Services
- Amusement
- Animal Control
- Broadband Services
- Cemetery
- Conduit Financing
- Drainage and Drainage Maintenance
- Electric Purpose
- Erosion Control
- Financing or Constructing Facilities
- Fire Protection and Fire Prevention
- Flood Control
- Gas Purpose
- Graffiti Abatement
- Harbor and Port Purpose
- Hazardous Material Emergency Response
- Health
- Hospital Purpose
- Land Reclamation
- Landscaping
- Library Services
- Lighting and Lighting Maintenance
- Local and Regional Planning or Development
- Memorial
- Museums and Cultural Facilities
- Parking
- Pest Control, Mosquito Abatement and Vector Control

- Police Protection and Personal Safety
- Recreation and Park, Open Space
- Resource Conservation
- Snow Removal
- Streets, Roads, and Sidewalks
- Television Translator Station Facilities
- Trade and Commerce
- Transit
- Transportation
- Underground Electric and Communication Facilities
- Veterans Buildings and Institutions
- Water Conservation
- Waste Management
- Water Services and Irrigation
- Weed Abatement

City of Oakley 2016

**Parcel Tax Reporting- Statistical Data
(To Be Completed by Levying Entity)**

Fiscal Year **2016**

Parcel Tax Name Oakley Special Police Tax Area District (Tax Zone 131-137)

A. The Type and Rate of Parcel Tax Imposed
(Please Check and Complete All Box(es) that Apply)

Parcel Tax Type

	Parcel Tax Rate		Notes
	Dollar Amount	Base	
<input type="checkbox"/> All Property			
<input type="checkbox"/> All Residential			
<input checked="" type="checkbox"/> Single-Family	\$533.95	Parcel (Flat Rate)	11.12.14.15.16.19
	\$854.32	Parcel (Flat Rate)	13
<input checked="" type="checkbox"/> Multi-Family	\$854.32	Parcel (Flat Rate)	21
	\$1,281.48	Parcel (Flat Rate)	22
	\$1,708.64	Parcel (Flat Rate)	23
	\$533.95	Parcel (Flat Rate)	24
	\$2,135.80	Parcel (Flat Rate)	25
	\$5,553.08	Parcel (Flat Rate)	26
<input checked="" type="checkbox"/> Condominiums	\$533.95	Parcel (Flat Rate)	29
<input checked="" type="checkbox"/> Mobile Homes	\$427.16	Parcel (Flat Rate)	88

City of Oakley 2016

**Parcel Tax Reporting- Statistical Data
(To Be Completed by Levying Entity)**

Other (Specify)

Miscellaneous

\$800.93	Parcel (Flat Rate)	85
\$800.93	Parcel (Flat Rate)	87
\$427.16	Parcel (Flat Rate)	89
\$320.37	Parcel (Flat Rate)	99

All Non-Residential

Commercial

\$1,067.90	Parcel (Flat Rate)	31.33.34.35.36.38
\$1,601.85	Parcel (Flat Rate)	32.41
\$533.95	Parcel (Flat Rate)	39.43
\$1,334.88	Parcel (Flat Rate)	40
\$2,135.80	Parcel (Flat Rate)	42
\$2,669.75	Parcel (Flat Rate)	44

Industrial

\$1,601.85	Parcel (Flat Rate)	51.55.56
\$800.93	Parcel (Flat Rate)	52.53.54

Institutional

\$800.93	Parcel (Flat Rate)	70.73.74.75
\$2,669.75	Parcel (Flat Rate)	76
\$1,601.85	Parcel (Flat Rate)	78

Recreational

\$2,135.80	Parcel (Flat Rate)	37

Other (Specify)

City of Oakley 2016

Parcel Tax Reporting- Statistical Data
(To Be Completed by Levying Entity)

Unimproved /
Undeveloped

\$427.16	Parcel (Flat Rate)	61.62
\$266.98	Parcel (Flat Rate)	17.18.20.30
\$213.58	parcel (Flat Rate)	50

Other (Specify)

City of Oakley 2016

Parcel Tax Reporting- Statistical Data (To Be Completed by Levying Entity)

Fiscal Year 2016

Parcel Tax Name Oakley Special Police Tax Area District (Tax Zone 131-137) Continued

A. The Type and Rate of Parcel Tax Imposed
(Please Check and Complete All Box(es) that Apply)

Parcel Tax Type

All Property

All Residential

Single-Family

Multi-Family

Condominiums

Mobile Homes

Parcel Tax Rate		Notes
Dollar Amount	Base	
\$10,679.00	Parcel (Flat Rate)	27
\$25,629.60	Parcel (Flat Rate)	28

City of Oakley 2016

**Parcel Tax Reporting- Statistical Data
(To Be Completed by Levying Entity)**

Other (Specify)

All Non-Residential

Commercial

\$1,228.09	Parcel (Flat Rate)	45
\$800.93	Parcel (Flat Rate)	46,47,48,49

Industrial

Institutional

Recreational

Other (Specify)

City of Oakley 2016

Parcel Tax Reporting- Statistical Data
(To Be Completed by Levying Entity)

Unimproved /
Undeveloped

Other (Specify)

**Oakley 2016
Parcel Tax Reporting - Statistical Data
(To Be Completed by Levying Entity)**

Parcel Tax Name

Oakley Special Police Tax Area District (Tax Zone 131-137)

B. The Number of Parcels Subject to the Parcel Tax

C. The Number of Parcels Exempt from the Parcel Tax

D. The Sunset Date of the Parcel Tax, if any. (MM/DD/YYYY)

E. The Amount of Revenue Received from the Parcel Tax (Annually)

F. The Manner in Which the Revenue Received from the Parcel Tax is Being Used
(Please Check All Box(es) Applicable or the Box(es) with the Closest Description that Apply)

	360
	0
	\$191,684

- Agriculture and Fair
- Air Quality and Pollution Control
- Airport Purpose
- Ambulance Service and Emergency Medical Services
- Amusement
- Animal Control
- Broadband Services
- Cemetery
- Conduit Financing
- Drainage and Drainage Maintenance
- Electric Purpose
- Erosion Control
- Financing or Constructing Facilities
- Fire Protection and Fire Prevention
- Flood Control
- Gas Purpose
- Graffiti Abatement
- Harbor and Port Purpose
- Hazardous Material Emergency Response
- Health
- Hospital Purpose
- Land Reclamation
- Landscaping
- Library Services
- Lighting and Lighting Maintenance
- Local and Regional Planning or Development
- Memorial
- Museums and Cultural Facilities
- Parking
- Pest Control, Mosquito Abatement and Vector Control

- Police Protection and Personal Safety
- Recreation and Park, Open Space
- Resource Conservation
- Snow Removal
- Streets, Roads, and Sidewalks
- Television Translator Station Facilities
- Trade and Commerce
- Transit
- Transportation
- Underground Electric and Communication Facilities
- Veterans Buildings and Institutions
- Water Conservation
- Waste Management
- Water Services and Irrigation
- Weed Abatement

Oakley 2016

**Parcel Tax Reporting - Statistical Data
(To Be Completed by Levying Entity)**

Parcel Tax Name Oakley Special Police Tax Area District (Tax Zone 131-137) Continued

B. The Number of Parcels Subject to the Parcel Tax 360

C. The Number of Parcels Exempt from the Parcel Tax 0

D. The Sunset Date of the Parcel Tax, if any. (MM/DD/YYYY)

E. The Amount of Revenue Received from the Parcel Tax (Annually) \$191,685

F. The Manner in Which the Revenue Received from the Parcel Tax is Being Used

(Please Check All Box(es) Applicable or the Box(es) with the Closest Description that Apply)

<input type="checkbox"/>	Agriculture and Fair
<input type="checkbox"/>	Air Quality and Pollution Control
<input type="checkbox"/>	Airport Purpose
<input type="checkbox"/>	Ambulance Service and Emergency Medical Services
<input type="checkbox"/>	Amusement
<input type="checkbox"/>	Animal Control
<input type="checkbox"/>	Broadband Services
<input type="checkbox"/>	Cemetery
<input type="checkbox"/>	Conduit Financing
<input type="checkbox"/>	Drainage and Drainage Maintenance
<input type="checkbox"/>	Electric Purpose
<input type="checkbox"/>	Erosion Control
<input type="checkbox"/>	Financing or Constructing Facilities
<input type="checkbox"/>	Fire Protection and Fire Prevention
<input type="checkbox"/>	Flood Control
<input type="checkbox"/>	Gas Purpose
<input type="checkbox"/>	Graffiti Abatement
<input type="checkbox"/>	Harbor and Port Purpose
<input type="checkbox"/>	Hazardous Material Emergency Response
<input type="checkbox"/>	Health
<input type="checkbox"/>	Hospital Purpose
<input type="checkbox"/>	Land Reclamation
<input type="checkbox"/>	Landscaping
<input type="checkbox"/>	Library Services
<input type="checkbox"/>	Lighting and Lighting Maintenance
<input type="checkbox"/>	Local and Regional Planning or Development
<input type="checkbox"/>	Memorial
<input type="checkbox"/>	Museums and Cultural Facilities
<input type="checkbox"/>	Parking
<input type="checkbox"/>	Pest Control, Mosquito Abatement and Vector Control

<input checked="" type="checkbox"/>	Police Protection and Personal Safety
<input type="checkbox"/>	Recreation and Park, Open Space
<input type="checkbox"/>	Resource Conservation
<input type="checkbox"/>	Snow Removal
<input type="checkbox"/>	Streets, Roads, and Sidewalks
<input type="checkbox"/>	Television Translator Station Facilities
<input type="checkbox"/>	Trade and Commerce
<input type="checkbox"/>	Transit
<input type="checkbox"/>	Transportation
<input type="checkbox"/>	Underground Electric and Communication Facilities
<input type="checkbox"/>	Veterans Buildings and Institutions
<input type="checkbox"/>	Water Conservation
<input type="checkbox"/>	Waste Management
<input type="checkbox"/>	Water Services and Irrigation
<input type="checkbox"/>	Weed Abatement

City of Oakley 2016

Parcel Tax Reporting- Statistical Data
(To Be Completed by Levying Entity)

Other (Specify)

Miscellaneous

\$846.14	Parcel (Flat Rate)	85
\$846.14	Parcel (Flat Rate)	87
\$451.27	Parcel (Flat Rate)	89
\$338.45	Parcel (Flat Rate)	99

All Non-Residential

Commercial

\$1,128.18	Parcel (Flat Rate)	31.33.34.35.36.38
\$1,692.27	Parcel (Flat Rate)	32.41
\$564.09	Parcel (Flat Rate)	39.43
\$1,410.23	Parcel (Flat Rate)	40
\$2,256.36	Parcel (Flat Rate)	42
\$2,820.45	Parcel (Flat Rate)	44

Industrial

\$1,692.27	Parcel (Flat Rate)	51.55.56
\$846.14	Parcel (Flat Rate)	52.53.54

Institutional

\$846.14	Parcel (Flat Rate)	70.73.74.75
\$2,820.45	Parcel (Flat Rate)	76
\$1,692.27	Parcel (Flat Rate)	78

Recreational

\$2,256.36	Parcel (Flat Rate)	37

Other (Specify)

City of Oakley 2016

**Parcel Tax Reporting- Statistical Data
(To Be Completed by Levying Entity)**

**Unimproved /
Undeveloped**

\$451.27	Parcel (Flat Rate)	61.62
\$282.05	Parcel (Flat Rate)	17.18.20.30
\$225.64	Parcel (Flat Rate)	50

Other (Specify)

City of Oakley 2016 Parcel Tax Reporting- Statistical Data (To Be Completed by Levying Entity)

Fiscal Year 2016

Parcel Tax Name Oakley Special Police Tax Area District (Tax Zone 138) Continued

A. The Type and Rate of Parcel Tax Imposed
(Please Check and Complete All Box(es) that Apply)

Parcel Tax Type

- All Property

- All Residential

- Single-Family

- Multi-Family

- Condominiums

- Mobile Homes

Parcel Tax Rate		Notes
Dollar Amount	Base	
\$11,281.80	Parcel (Flat Rate)	27
\$27,076.32	Parcel (Flat Rate)	28

City of Oakley 2016

Parcel Tax Reporting- Statistical Data
(To Be Completed by Levying Entity)

Other (Specify)

All Non-Residential

Commercial

\$1,297.41 Parcel (Flat Rate)
\$846.14 Parcel (Flat Rate)

45
46.47.48.49

Industrial

Institutional

Recreational

Other (Specify)

City of Oakley 2016

Parcel Tax Reporting- Statistical Data
(To Be Completed by Levying Entity)

Unimproved /
Undeveloped

Other (Specify)

Oakley 2016
Parcel Tax Reporting - Statistical Data
(To Be Completed by Levying Entity)

Parcel Tax Name

Oakley Special Police Tax Area District (Tax Zone 138)

B. The Number of Parcels Subject to the Parcel Tax

	11
	0

C. The Number of Parcels Exempt from the Parcel Tax

D. The Sunset Date of the Parcel Tax, if any. (MM/DD/YYYY)

E. The Amount of Revenue Received from the Parcel Tax (Annually)

	\$6,205
--	---------

F. The Manner in Which the Revenue Received from the Parcel Tax is Being Used
 (Please Check All Box(es) Applicable or the Box(es) with the Closest Description that Apply)

- Agriculture and Fair
- Air Quality and Pollution Control
- Airport Purpose
- Ambulance Service and Emergency Medical Services
- Amusement
- Animal Control
- Broadband Services
- Cemetery
- Conduit Financing
- Drainage and Drainage Maintenance
- Electric Purpose
- Erosion Control
- Financing or Constructing Facilities
- Fire Protection and Fire Prevention
- Flood Control
- Gas Purpose
- Graffiti Abatement
- Harbor and Port Purpose
- Hazardous Material Emergency Response
- Health
- Hospital Purpose
- Land Reclamation
- Landscaping
- Library Services
- Lighting and Lighting Maintenance
- Local and Regional Planning or Development
- Memorial
- Museums and Cultural Facilities
- Parking
- Pest Control, Mosquito Abatement and Vector Control

- Police Protection and Personal Safety
- Recreation and Park, Open Space
- Resource Conservation
- Snow Removal
- Streets, Roads, and Sidewalks
- Television Translator Station Facilities
- Trade and Commerce
- Transit
- Transportation
- Underground Electric and Communication Facilities
- Veterans Buildings and Institutions
- Water Conservation
- Waste Management
- Water Services and Irrigation
- Weed Abatement

Oakley 2016
Parcel Tax Reporting - Statistical Data
(To Be Completed by Levying Entity)

Parcel Tax Name Oakley Special Police Tax Area District (Tax Zone 138) Continued

B. The Number of Parcels Subject to the Parcel Tax

11

C. The Number of Parcels Exempt from the Parcel Tax

0

D. The Sunset Date of the Parcel Tax, if any. (MM/DD/YYYY)

E. The Amount of Revenue Received from the Parcel Tax (Annually)

\$6,205

F. The Manner in Which the Revenue Received from the Parcel Tax is Being Used
 (Please Check All Box(es) Applicable or the Box(es) with the Closest Description that Apply)

- Agriculture and Fair
- Air Quality and Pollution Control
- Airport Purpose
- Ambulance Service and Emergency Medical Services
- Amusement
- Animal Control
- Broadband Services
- Cemetery
- Conduit Financing
- Drainage and Drainage Maintenance
- Electric Purpose
- Erosion Control
- Financing or Constructing Facilities
- Fire Protection and Fire Prevention
- Flood Control
- Gas Purpose
- Graffiti Abatement
- Harbor and Port Purpose
- Hazardous Material Emergency Response
- Health
- Hospital Purpose
- Land Reclamation
- Landscaping
- Library Services
- Lighting and Lighting Maintenance
- Local and Regional Planning or Development
- Memorial
- Museums and Cultural Facilities
- Parking
- Pest Control, Mosquito Abatement and Vector Control

- Police Protection and Personal Safety
- Recreation and Park, Open Space
- Resource Conservation
- Snow Removal
- Streets, Roads, and Sidewalks
- Television Translator Station Facilities
- Trade and Commerce
- Transit
- Transportation
- Underground Electric and Communication Facilities
- Veterans Buildings and Institutions
- Water Conservation
- Waste Management
- Water Services and Irrigation
- Weed Abatement

City of Oakley 2016

**Parcel Tax Reporting- Statistical Data
(To Be Completed by Levying Entity)**

Fiscal Year 2016

Parcel Tax Name Oakley Special Police Tax Area District (Tax Zone 139 and 140)

A. The Type and Rate of Parcel Tax Imposed
(Please Check and Complete All Box(es) that Apply)

Parcel Tax Type	Parcel Tax Rate		Notes
	Dollar Amount	Base	
<input type="checkbox"/> All Property			
<input type="checkbox"/> All Residential			
<input checked="" type="checkbox"/> Single-Family	\$574.24	Parcel (Flat Rate)	11.12.14.15.16.19
	\$918.78	Parcel (Flat Rate)	13
<input checked="" type="checkbox"/> Multi-Family	\$918.78	Parcel (Flat Rate)	21
	\$1,378.18	Parcel (Flat Rate)	22
	\$1,837.57	Parcel (Flat Rate)	23
	\$574.24	Parcel (Flat Rate)	24
	\$2,296.96	Parcel (Flat Rate)	25
	\$5,972.10	Parcel (Flat Rate)	26
<input checked="" type="checkbox"/> Condominiums	\$574.24	Parcel (Flat Rate)	29
<input checked="" type="checkbox"/> Mobile Homes	\$459.39	Parcel (Flat Rate)	88

City of Oakley 2016

**Parcel Tax Reporting- Statistical Data
(To Be Completed by Levying Entity)**

Other (Specify)

Miscellaneous

\$861.36	Parcel (Flat Rate)	85.87
\$459.39	Parcel (Flat Rate)	89
\$344.54	Parcel (Flat Rate)	99

All Non-Residential

Commercial

\$1,148.48	Parcel (Flat Rate)	31.33.34.35.36.38
\$1,722.72	Parcel (Flat Rate)	32.41
\$574.24	Parcel (Flat Rate)	39.43
\$1,435.60	Parcel (Flat Rate)	40
\$2,296.96	Parcel (Flat Rate)	42
\$2,871.20	Parcel (Flat Rate)	44

Industrial

\$1,722.72	Parcel (Flat Rate)	51.55.56
\$861.36	Parcel (Flat Rate)	52.53.54

Institutional

\$861.36	Parcel (Flat Rate)	70.73.74.75
\$2,871.20	Parcel (Flat Rate)	76
\$1,722.72	Parcel (Flat Rate)	78

Recreational

\$2,296.96	Parcel (Flat Rate)	37

Other (Specify)

City of Oakley 2016

Parcel Tax Reporting- Statistical Data
(To Be Completed by Levying Entity)

Unimproved /
Undeveloped

\$459.39 Parcel (Flat Rate)

61.62

\$287.12 Parcel (Flat Rate)

17.18.20.30

\$229.70 Parcel (Flat Rate)

50

Other (Specify)

City of Oakley 2016 Parcel Tax Reporting- Statistical Data (To Be Completed by Levying Entity)

Fiscal Year 2016

Parcel Tax Name

Oakley Special Police Tax Area District (Tax Zone 139 and 140) continued

A. The Type and Rate of Parcel Tax Imposed
(Please Check and Complete All Box(es) that Apply)

Parcel Tax Type

- All Property

- All Residential

- Single-Family

- Multi-Family

- Condominiums

- Mobile Homes

Parcel Tax Type	Parcel Tax Rate		Notes
	Dollar Amount	Base	
	\$11,484.80	Parcel (Flat Rate)	27
	\$27,563.52	Parcel (Flat Rate)	28

City of Oakley 2016

Parcel Tax Reporting- Statistical Data
(To Be Completed by Levying Entity)

Other (Specify)

All Non-Residential

Commercial

\$1,320.75	Parcel (Flat Rate)	45
\$861.36	Parcel (Flat Rate)	46.47.48.49

Industrial

Institutional

Recreational

Other (Specify)

**Parcel Tax Reporting- Statistical Data
(To Be Completed by Levying Entity)**

**Unimproved /
Undeveloped**

Other (Specify)

Oakley 2016

**Parcel Tax Reporting - Statistical Data
(To Be Completed by Levying Entity)**

Parcel Tax Name

Oakley Special Police Tax Area District (Tax Zone 139 and 140)

B. The Number of Parcels Subject to the Parcel Tax

248

C. The Number of Parcels Exempt from the Parcel Tax

0

D. The Sunset Date of the Parcel Tax, if any. (MM/DD/YYYY)

E. The Amount of Revenue Received from the Parcel Tax (Annually)

\$80,685

F. The Manner in Which the Revenue Received from the Parcel Tax is Being Used

(Please Check All Box(es) Applicable or the Box(es) with the Closest Description that Apply)

<input type="checkbox"/>	Agriculture and Fair
<input type="checkbox"/>	Air Quality and Pollution Control
<input type="checkbox"/>	Airport Purpose
<input type="checkbox"/>	Ambulance Service and Emergency Medical Services
<input type="checkbox"/>	Amusement
<input type="checkbox"/>	Animal Control
<input type="checkbox"/>	Broadband Services
<input type="checkbox"/>	Cemetery
<input type="checkbox"/>	Conduit Financing
<input type="checkbox"/>	Drainage and Drainage Maintenance
<input type="checkbox"/>	Electric Purpose
<input type="checkbox"/>	Erosion Control
<input type="checkbox"/>	Financing or Constructing Facilities
<input type="checkbox"/>	Fire Protection and Fire Prevention
<input type="checkbox"/>	Flood Control
<input type="checkbox"/>	Gas Purpose
<input type="checkbox"/>	Graffiti Abatement
<input type="checkbox"/>	Harbor and Port Purpose
<input type="checkbox"/>	Hazardous Material Emergency Response
<input type="checkbox"/>	Health
<input type="checkbox"/>	Hospital Purpose
<input type="checkbox"/>	Land Reclamation
<input type="checkbox"/>	Landscaping
<input type="checkbox"/>	Library Services
<input type="checkbox"/>	Lighting and Lighting Maintenance
<input type="checkbox"/>	Local and Regional Planning or Development
<input type="checkbox"/>	Memorial
<input type="checkbox"/>	Museums and Cultural Facilities
<input type="checkbox"/>	Parking
<input type="checkbox"/>	Pest Control, Mosquito Abatement and Vector Control

<input checked="" type="checkbox"/>	Police Protection and Personal Safety
<input type="checkbox"/>	Recreation and Park, Open Space
<input type="checkbox"/>	Resource Conservation
<input type="checkbox"/>	Snow Removal
<input type="checkbox"/>	Streets, Roads, and Sidewalks
<input type="checkbox"/>	Television Translator Station Facilities
<input type="checkbox"/>	Trade and Commerce
<input type="checkbox"/>	Transit
<input type="checkbox"/>	Transportation
<input type="checkbox"/>	Underground Electric and Communication Facilities
<input type="checkbox"/>	Veterans Buildings and Institutions
<input type="checkbox"/>	Water Conservation
<input type="checkbox"/>	Waste Management
<input type="checkbox"/>	Water Services and Irrigation
<input type="checkbox"/>	Weed Abatement

Oakley 2016

**Parcel Tax Reporting - Statistical Data
(To Be Completed by Levying Entity)**

Parcel Tax Name

Oakley Special Police Tax Area District (Tax Zone 139 and 140) continued

B. The Number of Parcels Subject to the Parcel Tax

248

C. The Number of Parcels Exempt from the Parcel Tax

0

D. The Sunset Date of the Parcel Tax, if any. (MM/DD/YYYY)

E. The Amount of Revenue Received from the Parcel Tax (Annually)

\$80,685

F. The Manner in Which the Revenue Received from the Parcel Tax is Being Used

(Please Check All Box(es) Applicable or the Box(es) with the Closest Description that Apply)

<input type="checkbox"/>	Agriculture and Fair
<input type="checkbox"/>	Air Quality and Pollution Control
<input type="checkbox"/>	Airport Purpose
<input type="checkbox"/>	Ambulance Service and Emergency Medical Services
<input type="checkbox"/>	Amusement
<input type="checkbox"/>	Animal Control
<input type="checkbox"/>	Broadband Services
<input type="checkbox"/>	Cemetery
<input type="checkbox"/>	Conduit Financing
<input type="checkbox"/>	Drainage and Drainage Maintenance
<input type="checkbox"/>	Electric Purpose
<input type="checkbox"/>	Erosion Control
<input type="checkbox"/>	Financing or Constructing Facilities
<input type="checkbox"/>	Fire Protection and Fire Prevention
<input type="checkbox"/>	Flood Control
<input type="checkbox"/>	Gas Purpose
<input type="checkbox"/>	Graffiti Abatement
<input type="checkbox"/>	Harbor and Port Purpose
<input type="checkbox"/>	Hazardous Material Emergency Response
<input type="checkbox"/>	Health
<input type="checkbox"/>	Hospital Purpose
<input type="checkbox"/>	Land Reclamation
<input type="checkbox"/>	Landscaping
<input type="checkbox"/>	Library Services
<input type="checkbox"/>	Lighting and Lighting Maintenance
<input type="checkbox"/>	Local and Regional Planning or Development
<input type="checkbox"/>	Memorial
<input type="checkbox"/>	Museums and Cultural Facilities
<input type="checkbox"/>	Parking
<input type="checkbox"/>	Pest Control, Mosquito Abatement and Vector Control

<input checked="" type="checkbox"/>	Police Protection and Personal Safety
<input type="checkbox"/>	Recreation and Park, Open Space
<input type="checkbox"/>	Resource Conservation
<input type="checkbox"/>	Snow Removal
<input type="checkbox"/>	Streets, Roads, and Sidewalks
<input type="checkbox"/>	Television Translator Station Facilities
<input type="checkbox"/>	Trade and Commerce
<input type="checkbox"/>	Transit
<input type="checkbox"/>	Transportation
<input type="checkbox"/>	Underground Electric and Communication Facilities
<input type="checkbox"/>	Veterans Buildings and Institutions
<input type="checkbox"/>	Water Conservation
<input type="checkbox"/>	Waste Management
<input type="checkbox"/>	Water Services and Irrigation
<input type="checkbox"/>	Weed Abatement

City of Oakley 2016

**Parcel Tax Reporting- Statistical Data
(To Be Completed by Levying Entity)**

Fiscal Year 2016

Parcel Tax Name Oakley Special Police Tax Area District (Tax Zone 141, 142, 144-154)

A. The Type and Rate of Parcel Tax Imposed
(Please Check and Complete All Box(es) that Apply)

Parcel Tax Type	Parcel Tax Rate		Notes
	Dollar Amount	Base	
<input type="checkbox"/> All Property			
<input type="checkbox"/> All Residential			
<input checked="" type="checkbox"/> Single-Family	\$975.84	Parcel (Flat Rate)	11.12.14.15.16.19
	\$1,561.34	Parcel (Flat Rate)	13
<input checked="" type="checkbox"/> Multi-Family	\$1,561.34	Parcel (Flat Rate)	21
	\$2,342.02	Parcel (Flat Rate)	22
	\$3,122.68	Parcel (Flat Rate)	23
	\$975.84	Parcel (Flat Rate)	24
	\$3,915.54	Parcel (Flat Rate)	25
	\$10,148.68	Parcel (Flat Rate)	26
<input checked="" type="checkbox"/> Condominiums	\$975.84	Parcel (Flat Rate)	29
<input checked="" type="checkbox"/> Mobile Homes	\$731.88	Parcel (Flat Rate)	88

City of Oakley 2016

**Parcel Tax Reporting- Statistical Data
(To Be Completed by Levying Entity)**

<input checked="" type="checkbox"/> Other (Specify)	\$1,463.76	Parcel (Flat Rate)	85.87
	\$731.88	Parcel (Flat Rate)	89
Miscellaneous	\$594.14	Parcel (Flat Rate)	99

<input type="checkbox"/> All Non-Residential			

<input checked="" type="checkbox"/> Commercial	\$1,951.68	Parcel (Flat Rate)	31.33.34.35.36.38
	\$2,927.52	Parcel (Flat Rate)	32.41
	\$975.84	Parcel (Flat Rate)	39.43
	\$2,436.60	Parcel (Flat Rate)	40
	\$3,903.34	Parcel (Flat Rate)	42
	\$4,879.18	Parcel (Flat Rate)	44

<input checked="" type="checkbox"/> Industrial	\$2,927.52	Parcel (Flat Rate)	51.55.56
	\$1,463.76	Parcel (Flat Rate)	52.53.54

<input checked="" type="checkbox"/> Institutional	\$1,463.76	Parcel (Flat Rate)	70.73.74.75
	\$4,879.18	Parcel (Flat Rate)	76
	\$2,927.52	Parcel (Flat Rate)	78

<input checked="" type="checkbox"/> Recreational	\$3,903.34	Parcel (Flat Rate)	37

<input type="checkbox"/> Other (Specify)			

City of Oakley 2016

**Parcel Tax Reporting- Statistical Data
(To Be Completed by Levying Entity)**

**Unimproved /
Undeveloped**

\$731.88	Parcel (Flat Rate)	61.62
\$487.92	Parcel (Flat Rate)	17.18.20.30
\$365.94	Parcel (Flat Rate)	50

Other (Specify)

City of Oakley 2016

**Parcel Tax Reporting- Statistical Data
(To Be Completed by Levying Entity)**

Fiscal Year 2016

Parcel Tax Name Oakley Special Police Tax Area District (Tax Zone 141, 142, 144-154) continued

A. The Type and Rate of Parcel Tax Imposed
(Please Check and Complete All Box(es) that Apply)

Parcel Tax Type	Parcel Tax Rate		Notes
	Dollar Amount	Base	
<input type="checkbox"/> All Property			
<input type="checkbox"/> All Residential			
<input type="checkbox"/> Single-Family			
<input checked="" type="checkbox"/> Multi-Family	\$19,516.70	Parcel (Flat Rate)	27
	\$46,840.06	Parcel (Flat Rate)	28
<input type="checkbox"/> Condominiums			
<input type="checkbox"/> Mobile Homes			

City of Oakley 2016

Parcel Tax Reporting- Statistical Data
(To Be Completed by Levying Entity)

Other (Specify)

All Non-Residential

Commercial

\$2,195.64	Parcel (Flat Rate)	45
\$1,463.76	Parcel (Flat Rate)	46.47.48.49

Industrial

Institutional

Recreational

Other (Specify)

**Parcel Tax Reporting- Statistical Data
(To Be Completed by Levying Entity)**

**Unimproved /
Undeveloped**

Other (Specify)

Oakley 2016

**Parcel Tax Reporting - Statistical Data
(To Be Completed by Levying Entity)**

Parcel Tax Name Oakley Special Police Tax Area District (Tax Zone 141, 142, 144-154)

B. The Number of Parcels Subject to the Parcel Tax 2,673

C. The Number of Parcels Exempt from the Parcel Tax 8

D. The Sunset Date of the Parcel Tax, if any. (MM/DD/YYYY)

E. The Amount of Revenue Received from the Parcel Tax (Annually) \$2,534,256

F. The Manner in Which the Revenue Received from the Parcel Tax is Being Used

(Please Check All Box(es) Applicable or the Box(es) with the Closest Description that Apply)

<input type="checkbox"/>	Agriculture and Fair
<input type="checkbox"/>	Air Quality and Pollution Control
<input type="checkbox"/>	Airport Purpose
<input type="checkbox"/>	Ambulance Service and Emergency Medical Services
<input type="checkbox"/>	Amusement
<input type="checkbox"/>	Animal Control
<input type="checkbox"/>	Broadband Services
<input type="checkbox"/>	Cemetery
<input type="checkbox"/>	Conduit Financing
<input type="checkbox"/>	Drainage and Drainage Maintenance
<input type="checkbox"/>	Electric Purpose
<input type="checkbox"/>	Erosion Control
<input type="checkbox"/>	Financing or Constructing Facilities
<input type="checkbox"/>	Fire Protection and Fire Prevention
<input type="checkbox"/>	Flood Control
<input type="checkbox"/>	Gas Purpose
<input type="checkbox"/>	Graffiti Abatement
<input type="checkbox"/>	Harbor and Port Purpose
<input type="checkbox"/>	Hazardous Material Emergency Response
<input type="checkbox"/>	Health
<input type="checkbox"/>	Hospital Purpose
<input type="checkbox"/>	Land Reclamation
<input type="checkbox"/>	Landscaping
<input type="checkbox"/>	Library Services
<input type="checkbox"/>	Lighting and Lighting Maintenance
<input type="checkbox"/>	Local and Regional Planning or Development
<input type="checkbox"/>	Memorial
<input type="checkbox"/>	Museums and Cultural Facilities
<input type="checkbox"/>	Parking
<input type="checkbox"/>	Pest Control, Mosquito Abatement and Vector Control

<input checked="" type="checkbox"/>	Police Protection and Personal Safety
<input type="checkbox"/>	Recreation and Park, Open Space
<input type="checkbox"/>	Resource Conservation
<input type="checkbox"/>	Snow Removal
<input type="checkbox"/>	Streets, Roads, and Sidewalks
<input type="checkbox"/>	Television Translator Station Facilities
<input type="checkbox"/>	Trade and Commerce
<input type="checkbox"/>	Transit
<input type="checkbox"/>	Transportation
<input type="checkbox"/>	Underground Electric and Communication Facilities
<input type="checkbox"/>	Veterans Buildings and Institutions
<input type="checkbox"/>	Water Conservation
<input type="checkbox"/>	Waste Management
<input type="checkbox"/>	Water Services and Irrigation
<input type="checkbox"/>	Weed Abatement

Oakley 2016

Parcel Tax Reporting - Statistical Data
(To Be Completed by Levying Entity)

Parcel Tax Name

Oakley Special Police Tax Area District (Tax Zone 141, 142, 144-154) continued

B. The Number of Parcels Subject to the Parcel Tax

2,673

C. The Number of Parcels Exempt from the Parcel Tax

8

D. The Sunset Date of the Parcel Tax, if any. (MM/DD/YYYY)

E. The Amount of Revenue Received from the Parcel Tax (Annually)

\$2,534,256

F. The Manner in Which the Revenue Received from the Parcel Tax is Being Used

(Please Check All Box(es) Applicable or the Box(es) with the Closest Description that Apply)

<input type="checkbox"/>	Agriculture and Fair
<input type="checkbox"/>	Air Quality and Pollution Control
<input type="checkbox"/>	Airport Purpose
<input type="checkbox"/>	Ambulance Service and Emergency Medical Services
<input type="checkbox"/>	Amusement
<input type="checkbox"/>	Animal Control
<input type="checkbox"/>	Broadband Services
<input type="checkbox"/>	Cemetery
<input type="checkbox"/>	Conduit Financing
<input type="checkbox"/>	Drainage and Drainage Maintenance
<input type="checkbox"/>	Electric Purpose
<input type="checkbox"/>	Erosion Control
<input type="checkbox"/>	Financing or Constructing Facilities
<input type="checkbox"/>	Fire Protection and Fire Prevention
<input type="checkbox"/>	Flood Control
<input type="checkbox"/>	Gas Purpose
<input type="checkbox"/>	Graffiti Abatement
<input type="checkbox"/>	Harbor and Port Purpose
<input type="checkbox"/>	Hazardous Material Emergency Response
<input type="checkbox"/>	Health
<input type="checkbox"/>	Hospital Purpose
<input type="checkbox"/>	Land Reclamation
<input type="checkbox"/>	Landscaping
<input type="checkbox"/>	Library Services
<input type="checkbox"/>	Lighting and Lighting Maintenance
<input type="checkbox"/>	Local and Regional Planning or Development
<input type="checkbox"/>	Memorial
<input type="checkbox"/>	Museums and Cultural Facilities
<input type="checkbox"/>	Parking
<input type="checkbox"/>	Pest Control, Mosquito Abatement and Vector Control

<input checked="" type="checkbox"/>	Police Protection and Personal Safety
<input type="checkbox"/>	Recreation and Park, Open Space
<input type="checkbox"/>	Resource Conservation
<input type="checkbox"/>	Snow Removal
<input type="checkbox"/>	Streets, Roads, and Sidewalks
<input type="checkbox"/>	Television Translator Station Facilities
<input type="checkbox"/>	Trade and Commerce
<input type="checkbox"/>	Transit
<input type="checkbox"/>	Transportation
<input type="checkbox"/>	Underground Electric and Communication Facilities
<input type="checkbox"/>	Veterans Buildings and Institutions
<input type="checkbox"/>	Water Conservation
<input type="checkbox"/>	Waste Management
<input type="checkbox"/>	Water Services and Irrigation
<input type="checkbox"/>	Weed Abatement

City of Oakley 2016

**Parcel Tax Reporting- Statistical Data
(To Be Completed by Levying Entity)**

Fiscal Year 2016

Parcel Tax Name

A. The Type and Rate of Parcel Tax Imposed
(Please Check and Complete All Box(es) that Apply)

Parcel Tax Type	Parcel Tax Rate		Notes
	Dollar Amount	Base	
<input type="checkbox"/> All Property			
<input type="checkbox"/> All Residential			
<input checked="" type="checkbox"/> Single-Family	\$726.69	Parcel (Flat Rate)	11.12.14.15.16.19
	\$1,162.70	Parcel (Flat Rate)	13
<input checked="" type="checkbox"/> Multi-Family	\$1,162.70	Parcel (Flat Rate)	21
	\$1,744.06	Parcel (Flat Rate)	22
	\$2,325.41	Parcel (Flat Rate)	23
	\$726.69	Parcel (Flat Rate)	24
	\$2,906.76	Parcel (Flat Rate)	25
	\$7,557.58	Parcel (Flat Rate)	26
<input checked="" type="checkbox"/> Condominiums	\$726.69	Parcel (Flat Rate)	29
<input checked="" type="checkbox"/> Mobile Homes	\$581.35	Parcel (Flat Rate)	88

City of Oakley 2016

**Parcel Tax Reporting- Statistical Data
(To Be Completed by Levying Entity)**

<input checked="" type="checkbox"/>	Other (Specify)	\$1,090.04	Parcel (Flat Rate)	85.87
		\$581.35	Parcel (Flat Rate)	89
	Miscellaneous	\$436.01	parcel (Flat Rate)	99
<input type="checkbox"/>	All Non-Residential			
<input checked="" type="checkbox"/>	Commercial	\$1,453.38	Parcel (Flat Rate)	31.33.34.35.36.38
		\$2,180.07	Parcel (Flat Rate)	32.41
		\$726.69	Parcel (Flat Rate)	39.43
		\$1,816.73	Parcel (Flat Rate)	40
		\$2,906.76	Parcel (Flat Rate)	42
		\$3,633.45	Parcel (Flat Rate)	44
<input checked="" type="checkbox"/>	Industrial	\$2,180.07	Parcel (Flat Rate)	51.55.56
		\$1,090.04	Parcel (Flat Rate)	52.53.54
<input checked="" type="checkbox"/>	Institutional	\$1,090.04	Parcel (Flat Rate)	70.73.74.75
		\$3,633.45	Parcel (Flat Rate)	76
		\$2,180.07	Parcel (Flat Rate)	78
<input checked="" type="checkbox"/>	Recreational	\$2,906.76	Parcel (Flat Rate)	37
<input type="checkbox"/>	Other (Specify)			

City of Oakley 2016

**Parcel Tax Reporting- Statistical Data
(To Be Completed by Levying Entity)**

**Unimproved /
Undeveloped**

\$581.35	Parcel (Flat Rate)	61.62
\$363.35	Parcel (Flat Rate)	17.18.20.30
\$290.68	Parcel (Flat Rate)	50

Other (Specify)

City of Oakley 2016

**Parcel Tax Reporting- Statistical Data
(To Be Completed by Levying Entity)**

Fiscal Year 2016

Parcel Tax Name Oakley Special Police Tax Area District (Tax Zone 143) continued

A. The Type and Rate of Parcel Tax Imposed
(Please Check and Complete All Box(es) that Apply)

Parcel Tax Type	Parcel Tax Rate		Notes
	Dollar Amount	Base	
<input type="checkbox"/> All Property			
<input type="checkbox"/> All Residential			
<input type="checkbox"/> Single-Family			
<input checked="" type="checkbox"/> Multi-Family	\$14,533.80	Parcel (Flat Rate)	27
	\$34,881.12	Parcel (Flat Rate)	28
<input type="checkbox"/> Condominiums			
<input type="checkbox"/> Mobile Homes			

**Parcel Tax Reporting- Statistical Data
(To Be Completed by Levying Entity)**

Other (Specify)

All Non-Residential

Commercial

\$1,671.39	Parcel (Flat Rate)	45
\$436.01	Parcel (Flat Rate)	46.47.48.49

Industrial

Institutional

Recreational

Other (Specify)

**Parcel Tax Reporting- Statistical Data
(To Be Completed by Levying Entity)**

Unimproved /
Undeveloped

Other (Specify)

Oakley 2016

**Parcel Tax Reporting - Statistical Data
(To Be Completed by Levying Entity)**

Parcel Tax Name

Oakley Special Police Tax Area District (Tax Zone 143)

B. The Number of Parcels Subject to the Parcel Tax

148

C. The Number of Parcels Exempt from the Parcel Tax

0

D. The Sunset Date of the Parcel Tax, if any. (MM/DD/YYYY)

E. The Amount of Revenue Received from the Parcel Tax (Annually)

\$107,549

F. The Manner in Which the Revenue Received from the Parcel Tax is Being Used

(Please Check All Box(es) Applicable or the Box(es) with the Closest Description that Apply)

<input type="checkbox"/>	Agriculture and Fair
<input type="checkbox"/>	Air Quality and Pollution Control
<input type="checkbox"/>	Airport Purpose
<input type="checkbox"/>	Ambulance Service and Emergency Medical Services
<input type="checkbox"/>	Amusement
<input type="checkbox"/>	Animal Control
<input type="checkbox"/>	Broadband Services
<input type="checkbox"/>	Cemetery
<input type="checkbox"/>	Conduit Financing
<input type="checkbox"/>	Drainage and Drainage Maintenance
<input type="checkbox"/>	Electric Purpose
<input type="checkbox"/>	Erosion Control
<input type="checkbox"/>	Financing or Constructing Facilities
<input type="checkbox"/>	Fire Protection and Fire Prevention
<input type="checkbox"/>	Flood Control
<input type="checkbox"/>	Gas Purpose
<input type="checkbox"/>	Graffiti Abatement
<input type="checkbox"/>	Harbor and Port Purpose
<input type="checkbox"/>	Hazardous Material Emergency Response
<input type="checkbox"/>	Health
<input type="checkbox"/>	Hospital Purpose
<input type="checkbox"/>	Land Reclamation
<input type="checkbox"/>	Landscaping
<input type="checkbox"/>	Library Services
<input type="checkbox"/>	Lighting and Lighting Maintenance
<input type="checkbox"/>	Local and Regional Planning or Development
<input type="checkbox"/>	Memorial
<input type="checkbox"/>	Museums and Cultural Facilities
<input type="checkbox"/>	Parking
<input type="checkbox"/>	Pest Control, Mosquito Abatement and Vector Control

<input checked="" type="checkbox"/>	Police Protection and Personal Safety
<input type="checkbox"/>	Recreation and Park, Open Space
<input type="checkbox"/>	Resource Conservation
<input type="checkbox"/>	Snow Removal
<input type="checkbox"/>	Streets, Roads, and Sidewalks
<input type="checkbox"/>	Television Translator Station Facilities
<input type="checkbox"/>	Trade and Commerce
<input type="checkbox"/>	Transit
<input type="checkbox"/>	Transportation
<input type="checkbox"/>	Underground Electric and Communication Facilities
<input type="checkbox"/>	Veterans Buildings and Institutions
<input type="checkbox"/>	Water Conservation
<input type="checkbox"/>	Waste Management
<input type="checkbox"/>	Water Services and Irrigation
<input type="checkbox"/>	Weed Abatement

Oakley 2016

Parcel Tax Reporting - Statistical Data
(To Be Completed by Levying Entity)

Parcel Tax Name

Oakley Special Police Tax Area District (Tax Zone 143) continued

B. The Number of Parcels Subject to the Parcel Tax

148

C. The Number of Parcels Exempt from the Parcel Tax

0

D. The Sunset Date of the Parcel Tax, if any. (MM/DD/YYYY)

E. The Amount of Revenue Received from the Parcel Tax (Annually)

\$107,549

F. The Manner in Which the Revenue Received from the Parcel Tax is Being Used

(Please Check All Box(es) Applicable or the Box(es) with the Closest Description that Apply)

<input type="checkbox"/>	Agriculture and Fair
<input type="checkbox"/>	Air Quality and Pollution Control
<input type="checkbox"/>	Airport Purpose
<input type="checkbox"/>	Ambulance Service and Emergency Medical Services
<input type="checkbox"/>	Amusement
<input type="checkbox"/>	Animal Control
<input type="checkbox"/>	Broadband Services
<input type="checkbox"/>	Cemetery
<input type="checkbox"/>	Conduit Financing
<input type="checkbox"/>	Drainage and Drainage Maintenance
<input type="checkbox"/>	Electric Purpose
<input type="checkbox"/>	Erosion Control
<input type="checkbox"/>	Financing or Constructing Facilities
<input type="checkbox"/>	Fire Protection and Fire Prevention
<input type="checkbox"/>	Flood Control
<input type="checkbox"/>	Gas Purpose
<input type="checkbox"/>	Graffiti Abatement
<input type="checkbox"/>	Harbor and Port Purpose
<input type="checkbox"/>	Hazardous Material Emergency Response
<input type="checkbox"/>	Health
<input type="checkbox"/>	Hospital Purpose
<input type="checkbox"/>	Land Reclamation
<input type="checkbox"/>	Landscaping
<input type="checkbox"/>	Library Services
<input type="checkbox"/>	Lighting and Lighting Maintenance
<input type="checkbox"/>	Local and Regional Planning or Development
<input type="checkbox"/>	Memorial
<input type="checkbox"/>	Museums and Cultural Facilities
<input type="checkbox"/>	Parking
<input type="checkbox"/>	Pest Control, Mosquito Abatement and Vector Control

<input checked="" type="checkbox"/>	Police Protection and Personal Safety
<input type="checkbox"/>	Recreation and Park, Open Space
<input type="checkbox"/>	Resource Conservation
<input type="checkbox"/>	Snow Removal
<input type="checkbox"/>	Streets, Roads, and Sidewalks
<input type="checkbox"/>	Television Translator Station Facilities
<input type="checkbox"/>	Trade and Commerce
<input type="checkbox"/>	Transit
<input type="checkbox"/>	Transportation
<input type="checkbox"/>	Underground Electric and Communication Facilities
<input type="checkbox"/>	Veterans Buildings and Institutions
<input type="checkbox"/>	Water Conservation
<input type="checkbox"/>	Waste Management
<input type="checkbox"/>	Water Services and Irrigation
<input type="checkbox"/>	Weed Abatement

City of Oakley 2016

**Parcel Tax Reporting- Statistical Data
(To Be Completed by Levying Entity)**

Fiscal Year **2016**

Parcel Tax Name **Oakley Special Police Tax Area District (Tax Zones 101 and 102)**

A. The Type and Rate of Parcel Tax Imposed
(Please Check and Complete All Box(es) that Apply)

Parcel Tax Type	Parcel Tax Rate		Notes
	Dollar Amount	Base	
<input type="checkbox"/> All Property			
<input type="checkbox"/> All Residential			
<input checked="" type="checkbox"/> Single-Family	\$197.12	Parcel (Flat Rate)	Per parcel for parcels corres
	\$315.39	Parcel (Flat Rate)	Per parcel for parcels corres
<input checked="" type="checkbox"/> Multi-Family	\$315.39	Parcel (Flat Rate)	Per parcel for parcels corres
	\$473.09	Parcel (Flat Rate)	Per parcel for parcels corres
	\$630.78	Parcel (Flat Rate)	Per parcel for parcels corres
	\$197.12	Parcel (Flat Rate)	Per parcel for parcels corres
	\$788.48	Parcel (Flat Rate)	Per parcel for parcels corres
	\$2,050.05	Parcel (Flat Rate)	Per parcel for parcels corres
<input checked="" type="checkbox"/> Condominiums	\$197.12	Parcel (Flat Rate)	Per parcel for parcels corres
<input checked="" type="checkbox"/> Mobile Homes	\$157.70	Parcel (Flat Rate)	Per parcel for parcels corres

City of Oakley 2016

Parcel Tax Reporting- Statistical Data
(To Be Completed by Levying Entity)

Other (Specify)

Miscellaneous

\$295.68	Parcel (Flat Rate)	Per parcel for parcels corres
\$295.68	Parcel (Flat Rate)	Per parcel for parcels corres
\$157.70	Parcel (Flat Rate)	Per parcel for parcels corres
\$118.27	Parcel (Flat Rate)	Per parcel for parcels corres

All Non-Residential

Commercial

\$394.24	Parcel (Flat Rate)	Per parcel for parcels corres
\$591.36	Parcel (Flat Rate)	Per parcel for parcels corres
\$197.12	Parcel (Flat Rate)	Per parcel for parcels corres
\$492.80	Parcel (Flat Rate)	Per parcel for parcels corres
\$788.48	Parcel (Flat Rate)	Per parcel for parcels corres
\$985.60	Parcel (Flat Rate)	Per parcel for parcels corres

Industrial

\$591.36	Parcel (Flat Rate)	Per parcel for parcels corres
\$295.68	Parcel (Flat Rate)	Per parcel for parcels corres

Institutional

\$295.68	Parcel (Flat Rate)	Per parcel for parcels corres
\$985.60	Parcel (Flat Rate)	Per parcel for parcels corres
\$591.36	Parcel (Flat Rate)	Per parcel for parcels corres

Recreational

\$788.48	Parcel (Flat Rate)	Per parcel for parcels corres

Other (Specify)

Rural Land

\$157.70	Parcel (Flat Rate)	Per parcel for parcels corres

City of Oakley 2016

Parcel Tax Reporting- Statistical Data
(To Be Completed by Levying Entity)

Unimproved /
Undeveloped

\$98.56 Parcel (Flat Rate)

Per parcel for parcels corres
ponding to Center Center use

\$78.85 Parcel (Flat Rate)

Per parcel for parcels corres
ponding to Center Center use

Other (Specify)

[Empty box for specifying other categories]

	\$98.56	Parcel (Flat Rate)	Per parcel for parcels corres ponding to Center Center use
	\$78.85	Parcel (Flat Rate)	Per parcel for parcels corres ponding to Center Center use

City of Oakley 2016

**Parcel Tax Reporting- Statistical Data
(To Be Completed by Levying Entity)**

Fiscal Year 2016

Parcel Tax Name Oakley Special Police Tax Area District (Tax Zones 101 and 102) continued

A. The Type and Rate of Parcel Tax Imposed
(Please Check and Complete All Box(es) that Apply)

Parcel Tax Type	Parcel Tax Rate		Notes
	Dollar Amount	Base	
<input type="checkbox"/> All Property			
<input type="checkbox"/> All Residential			
<input type="checkbox"/> Single-Family			
<input checked="" type="checkbox"/> Multi-Family	\$3,942.40	Parcel (Flat Rate)	Per parcel for parcels corres
	\$9,461.76	Parcel (Flat Rate)	Per parcel for parcels corres
<input type="checkbox"/> Condominiums			
<input type="checkbox"/> Mobile Homes			

**Parcel Tax Reporting- Statistical Data
(To Be Completed by Levying Entity)**

Other (Specify)

All Non-Residential

Commercial

\$453.38	Parcel (Flat Rate)	Per parcel for parcels corres
\$295.68	Parcel (Flat Rate)	Per parcel for parcels corres

Industrial

Institutional

Recreational

Other (Specify)

**Parcel Tax Reporting- Statistical Data
(To Be Completed by Levying Entity)**

**Unimproved /
Undeveloped**

Other (Specify)

[]

Oakley 2016

Parcel Tax Reporting - Statistical Data
(To Be Completed by Levying Entity)

Parcel Tax Name Oakley Special Police Tax Area District (Tax Zones 101 and 102)

B. The Number of Parcels Subject to the Parcel Tax 16

C. The Number of Parcels Exempt from the Parcel Tax 0

D. The Sunset Date of the Parcel Tax, if any. (MM/DD/YYYY)

E. The Amount of Revenue Received from the Parcel Tax (Annually) \$7,392

F. The Manner in Which the Revenue Received from the Parcel Tax is Being Used

(Please Check All Box(es) Applicable or the Box(es) with the Closest Description that Apply)

- Agriculture and Fair
- Air Quality and Pollution Control
- Airport Purpose
- Ambulance Service and Emergency Medical Services
- Amusement
- Animal Control
- Broadband Services
- Cemetery
- Conduit Financing
- Drainage and Drainage Maintenance
- Electric Purpose
- Erosion Control
- Financing or Constructing Facilities
- Fire Protection and Fire Prevention
- Flood Control
- Gas Purpose
- Graffiti Abatement
- Harbor and Port Purpose
- Hazardous Material Emergency Response
- Health
- Hospital Purpose
- Land Reclamation
- Landscaping
- Library Services
- Lighting and Lighting Maintenance
- Local and Regional Planning or Development
- Memorial
- Museums and Cultural Facilities
- Parking
- Pest Control, Mosquito Abatement and Vector Control

- Police Protection and Personal Safety
- Recreation and Park, Open Space
- Resource Conservation
- Snow Removal
- Streets, Roads, and Sidewalks
- Television Translator Station Facilities
- Trade and Commerce
- Transit
- Transportation
- Underground Electric and Communication Facilities
- Veterans Buildings and Institutions
- Water Conservation
- Waste Management
- Water Services and Irrigation
- Weed Abatement

Oakley 2016

**Parcel Tax Reporting - Statistical Data
(To Be Completed by Levying Entity)**

Parcel Tax Name Oakley Special Police Tax Area District (Tax Zones 101 and 102) continued

B. The Number of Parcels Subject to the Parcel Tax 16

C. The Number of Parcels Exempt from the Parcel Tax 0

D. The Sunset Date of the Parcel Tax, if any. (MM/DD/YYYY)

E. The Amount of Revenue Received from the Parcel Tax (Annually) \$7,392

F. The Manner in Which the Revenue Received from the Parcel Tax is Being Used
(Please Check All Box(es) Applicable or the Box(es) with the Closest Description that Apply)

- Agriculture and Fair
- Air Quality and Pollution Control
- Airport Purpose
- Ambulance Service and Emergency Medical Services
- Amusement
- Animal Control
- Broadband Services
- Cemetery
- Conduit Financing
- Drainage and Drainage Maintenance
- Electric Purpose
- Erosion Control
- Financing or Constructing Facilities
- Fire Protection and Fire Prevention
- Flood Control
- Gas Purpose
- Graffiti Abatement
- Harbor and Port Purpose
- Hazardous Material Emergency Response
- Health
- Hospital Purpose
- Land Reclamation
- Landscaping
- Library Services
- Lighting and Lighting Maintenance
- Local and Regional Planning or Development
- Memorial
- Museums and Cultural Facilities
- Parking
- Pest Control, Mosquito Abatement and Vector Control

- Police Protection and Personal Safety
- Recreation and Park, Open Space
- Resource Conservation
- Snow Removal
- Streets, Roads, and Sidewalks
- Television Translator Station Facilities
- Trade and Commerce
- Transit
- Transportation
- Underground Electric and Communication Facilities
- Veterans Buildings and Institutions
- Water Conservation
- Waste Management
- Water Services and Irrigation
- Weed Abatement

City of Oakley 2016

**Parcel Tax Reporting- Statistical Data
(To Be Completed by Levying Entity)**

Fiscal Year 2016

Parcel Tax Name Oakley Special Police Tax Area District (Tax Zones 104 - 111)

A. The Type and Rate of Parcel Tax Imposed
(Please Check and Complete All Box(es) that Apply)

Parcel Tax Type	Parcel Tax Rate		Notes
	Dollar Amount	Base	
<input type="checkbox"/> All Property			
<input type="checkbox"/> All Residential			
<input checked="" type="checkbox"/> Single-Family	\$175.50	Parcel (Flat Rate)	Per parcel for parcels corres
	\$280.80	Parcel (Flat Rate)	Per parcel for parcels corres
<input checked="" type="checkbox"/> Multi-Family	\$280.80	Parcel (Flat Rate)	Per parcel for parcels corres
	\$421.20	Parcel (Flat Rate)	Per parcel for parcels corres
	\$561.60	Parcel (Flat Rate)	Per parcel for parcels corres
	\$175.50	Parcel (Flat Rate)	Per parcel for parcels corres
	\$702.00	Parcel (Flat Rate)	Per parcel for parcels corres
	\$1,825.20	Parcel (Flat Rate)	Per parcel for parcels corres
<input checked="" type="checkbox"/> Condominiums	\$175.50	Parcel (Flat Rate)	Per parcel for parcels corres
<input checked="" type="checkbox"/> Mobile Homes	\$140.40	Parcel (Flat Rate)	Per parcel for parcels corres

**Parcel Tax Reporting- Statistical Data
(To Be Completed by Levying Entity)**

Other (Specify)

Miscellaneous

\$263.25	Parcel (Flat Rate)	Per parcel for parcels corres
\$263.25	Parcel (Flat Rate)	Per parcel for parcels corres
\$140.40	Parcel (Flat Rate)	Per parcel for parcels corres
\$105.30	Parcel (Flat Rate)	Per parcel for parcels corres

All Non-Residential

Commercial

\$351.00	Parcel (Flat Rate)	Per parcel for parcels corres
\$526.50	Parcel (Flat Rate)	Per parcel for parcels corres
\$175.50	Parcel (Flat Rate)	Per parcel for parcels corres
\$438.75	Parcel (Flat Rate)	Per parcel for parcels corres
\$702.00	Parcel (Flat Rate)	Per parcel for parcels corres
\$877.50	Parcel (Flat Rate)	Per parcel for parcels corres

Industrial

\$526.50	Parcel (Flat Rate)	Per parcel for parcels corres
\$263.25	Parcel (Flat Rate)	Per parcel for parcels corres

Institutional

\$263.25	Parcel (Flat Rate)	Per parcel for parcels corres
\$877.50	Parcel (Flat Rate)	Per parcel for parcels corres
\$526.50	Parcel (Flat Rate)	Per parcel for parcels corres

Recreational

\$702.00	Parcel (Flat Rate)	Per parcel for parcels corres

Other (Specify)

Rural Land

\$140.40	Parcel (Flat Rate)	Per parcel for parcels corres

City of Oakley 2016

**Parcel Tax Reporting- Statistical Data
(To Be Completed by Levying Entity)**

**Unimproved /
Undeveloped**

\$87.75 Parcel (Flat Rate)
\$70.20 Parcel (Flat Rate)

Per parcel for parcels corres
ding to Center Center use
Per parcel for parcels corres
ding to Center Center use

Other (Specify)

City of Oakley 2016

**Parcel Tax Reporting- Statistical Data
(To Be Completed by Levying Entity)**

Fiscal Year 2016

Parcel Tax Name Oakley Special Police Tax Area District (Tax Zones 104 - 111) continued

A. The Type and Rate of Parcel Tax Imposed
(Please Check and Complete All Box(es) that Apply)

Parcel Tax Type	Parcel Tax Rate		Notes
	Dollar Amount	Base	
<input type="checkbox"/> All Property			
<input type="checkbox"/> All Residential			
<input type="checkbox"/> Single-Family			
<input checked="" type="checkbox"/> Multi-Family	\$3,510.00	Parcel (Flat Rate)	Per parcel for parcels corres
	\$8,424.00	Parcel (Flat Rate)	Per parcel for parcels corres
<input type="checkbox"/> Condominiums			
<input type="checkbox"/> Mobile Homes			

City of Oakley 2016

**Parcel Tax Reporting- Statistical Data
(To Be Completed by Levying Entity)**

Other (Specify)

All Non-Residential

Commercial

\$403.65	Parcel (Flat Rate)
\$263.25	Parcel (Flat Rate)

Per parcel for parcels corres
ponding to Center Center use
Per parcel for parcels corres
ponding to Center Center use

Industrial

Institutional

Recreational

Other (Specify)

City of Oakley 2016

Parcel Tax Reporting- Statistical Data
(To Be Completed by Levying Entity)

Unimproved /
Undeveloped

Other (Specify)

Oakley 2016

**Parcel Tax Reporting - Statistical Data
(To Be Completed by Levying Entity)**

Parcel Tax Name Oakley Special Police Tax Area District (Tax Zones 104 - 111)

B. The Number of Parcels Subject to the Parcel Tax 557

C. The Number of Parcels Exempt from the Parcel Tax 0

D. The Sunset Date of the Parcel Tax, if any. (MM/DD/YYYY)

E. The Amount of Revenue Received from the Parcel Tax (Annually) \$98,280

F. The Manner in Which the Revenue Received from the Parcel Tax is Being Used

(Please Check All Box(es) Applicable or the Box(es) with the Closest Description that Apply)

<input type="checkbox"/>	Agriculture and Fair
<input type="checkbox"/>	Air Quality and Pollution Control
<input type="checkbox"/>	Airport Purpose
<input type="checkbox"/>	Ambulance Service and Emergency Medical Services
<input type="checkbox"/>	Amusement
<input type="checkbox"/>	Animal Control
<input type="checkbox"/>	Broadband Services
<input type="checkbox"/>	Cemetery
<input type="checkbox"/>	Conduit Financing
<input type="checkbox"/>	Drainage and Drainage Maintenance
<input type="checkbox"/>	Electric Purpose
<input type="checkbox"/>	Erosion Control
<input type="checkbox"/>	Financing or Constructing Facilities
<input type="checkbox"/>	Fire Protection and Fire Prevention
<input type="checkbox"/>	Flood Control
<input type="checkbox"/>	Gas Purpose
<input type="checkbox"/>	Graffiti Abatement
<input type="checkbox"/>	Harbor and Port Purpose
<input type="checkbox"/>	Hazardous Material Emergency Response
<input type="checkbox"/>	Health
<input type="checkbox"/>	Hospital Purpose
<input type="checkbox"/>	Land Reclamation
<input type="checkbox"/>	Landscaping
<input type="checkbox"/>	Library Services
<input type="checkbox"/>	Lighting and Lighting Maintenance
<input type="checkbox"/>	Local and Regional Planning or Development
<input type="checkbox"/>	Memorial
<input type="checkbox"/>	Museums and Cultural Facilities
<input type="checkbox"/>	Parking
<input type="checkbox"/>	Pest Control, Mosquito Abatement and Vector Control

<input checked="" type="checkbox"/>	Police Protection and Personal Safety
<input type="checkbox"/>	Recreation and Park, Open Space
<input type="checkbox"/>	Resource Conservation
<input type="checkbox"/>	Snow Removal
<input type="checkbox"/>	Streets, Roads, and Sidewalks
<input type="checkbox"/>	Television Translator Station Facilities
<input type="checkbox"/>	Trade and Commerce
<input type="checkbox"/>	Transit
<input type="checkbox"/>	Transportation
<input type="checkbox"/>	Underground Electric and Communication Facilities
<input type="checkbox"/>	Veterans Buildings and Institutions
<input type="checkbox"/>	Water Conservation
<input type="checkbox"/>	Waste Management
<input type="checkbox"/>	Water Services and Irrigation
<input type="checkbox"/>	Weed Abatement

Oakley 2016

**Parcel Tax Reporting - Statistical Data
(To Be Completed by Levying Entity)**

Parcel Tax Name Oakley Special Police Tax Area District (Tax Zones 104 - 111) continued

B. The Number of Parcels Subject to the Parcel Tax 557

C. The Number of Parcels Exempt from the Parcel Tax 0

D. The Sunset Date of the Parcel Tax, if any. (MM/DD/YYYY)

E. The Amount of Revenue Received from the Parcel Tax (Annually) \$98,280

F. The Manner in Which the Revenue Received from the Parcel Tax is Being Used
(Please Check All Box(es) Applicable or the Box(es) with the Closest Description that Apply)

<input type="checkbox"/>	Agriculture and Fair
<input type="checkbox"/>	Air Quality and Pollution Control
<input type="checkbox"/>	Airport Purpose
<input type="checkbox"/>	Ambulance Service and Emergency Medical Services
<input type="checkbox"/>	Amusement
<input type="checkbox"/>	Animal Control
<input type="checkbox"/>	Broadband Services
<input type="checkbox"/>	Cemetery
<input type="checkbox"/>	Conduit Financing
<input type="checkbox"/>	Drainage and Drainage Maintenance
<input type="checkbox"/>	Electric Purpose
<input type="checkbox"/>	Erosion Control
<input type="checkbox"/>	Financing or Constructing Facilities
<input type="checkbox"/>	Fire Protection and Fire Prevention
<input type="checkbox"/>	Flood Control
<input type="checkbox"/>	Gas Purpose
<input type="checkbox"/>	Graffiti Abatement
<input type="checkbox"/>	Harbor and Port Purpose
<input type="checkbox"/>	Hazardous Material Emergency Response
<input type="checkbox"/>	Health
<input type="checkbox"/>	Hospital Purpose
<input type="checkbox"/>	Land Reclamation
<input type="checkbox"/>	Landscaping
<input type="checkbox"/>	Library Services
<input type="checkbox"/>	Lighting and Lighting Maintenance
<input type="checkbox"/>	Local and Regional Planning or Development
<input type="checkbox"/>	Memorial
<input type="checkbox"/>	Museums and Cultural Facilities
<input type="checkbox"/>	Parking
<input type="checkbox"/>	Pest Control, Mosquito Abatement and Vector Control

<input checked="" type="checkbox"/>	Police Protection and Personal Safety
<input type="checkbox"/>	Recreation and Park, Open Space
<input type="checkbox"/>	Resource Conservation
<input type="checkbox"/>	Snow Removal
<input type="checkbox"/>	Streets, Roads, and Sidewalks
<input type="checkbox"/>	Television Translator Station Facilities
<input type="checkbox"/>	Trade and Commerce
<input type="checkbox"/>	Transit
<input type="checkbox"/>	Transportation
<input type="checkbox"/>	Underground Electric and Communication Facilities
<input type="checkbox"/>	Veterans Buildings and Institutions
<input type="checkbox"/>	Water Conservation
<input type="checkbox"/>	Waste Management
<input type="checkbox"/>	Water Services and Irrigation
<input type="checkbox"/>	Weed Abatement

City of Oakley 2016

**Parcel Tax Reporting- Statistical Data
(To Be Completed by Levying Entity)**

Fiscal Year **2016**

Parcel Tax Name **Oakley Special Police Tax Area District (Tax Zones 113 and 114)**

A. The Type and Rate of Parcel Tax Imposed
(Please Check and Complete All Box(es) that Apply)

Parcel Tax Type	Parcel Tax Rate		Notes
	Dollar Amount	Base	
<input type="checkbox"/> All Property			
<input type="checkbox"/> All Residential			
<input checked="" type="checkbox"/> Single-Family	\$351.00	Parcel (Flat Rate)	Per parcel for parcels corres
	\$561.60	Parcel (Flat Rate)	Per parcel for parcels corres
<input checked="" type="checkbox"/> Multi-Family	\$561.60	Parcel (Flat Rate)	Per parcel for parcels corres
	\$842.40	Parcel (Flat Rate)	Per parcel for parcels corres
	\$1,123.20	Parcel (Flat Rate)	Per parcel for parcels corres
	\$351.00	Parcel (Flat Rate)	Per parcel for parcels corres
	\$1,404.00	Parcel (Flat Rate)	Per parcel for parcels corres
	\$3,650.40	Parcel (Flat Rate)	Per parcel for parcels corres
<input checked="" type="checkbox"/> Condominiums	\$351.00	Parcel (Flat Rate)	Per parcel for parcels corres
<input checked="" type="checkbox"/> Mobile Homes	\$280.80	Parcel (Flat Rate)	Per parcel for parcels corres

City of Oakley 2016

**Parcel Tax Reporting- Statistical Data
(To Be Completed by Levying Entity)**

Other (Specify)

Miscellaneous

\$526.50	Parcel (Flat Rate)	Per parcel for parcels corres
\$526.50	Parcel (Flat Rate)	Per parcel for parcels corres
\$280.80	Parcel (Flat Rate)	Per parcel for parcels corres
\$210.60	Parcel (Flat Rate)	Per parcel for parcels corres

All Non-Residential

Commercial

\$702.00	Parcel (Flat Rate)	Per parcel for parcels corres
\$1,053.00	Parcel (Flat Rate)	Per parcel for parcels corres
\$351.00	Parcel (Flat Rate)	Per parcel for parcels corres
\$877.50	Parcel (Flat Rate)	Per parcel for parcels corres
\$1,404.00	Parcel (Flat Rate)	Per parcel for parcels corres
\$1,755.00	Parcel (Flat Rate)	Per parcel for parcels corres

Industrial

\$1,053.00	Parcel (Flat Rate)	Per parcel for parcels corres
\$526.50	Parcel (Flat Rate)	Per parcel for parcels corres

Institutional

\$526.50	Parcel (Flat Rate)	Per parcel for parcels corres
\$1,755.00	Parcel (Flat Rate)	Per parcel for parcels corres
\$1,053.00	Parcel (Flat Rate)	Per parcel for parcels corres

Recreational

\$1,404.00	Parcel (Flat Rate)	Per parcel for parcels corres
------------	--------------------	-------------------------------

Other (Specify)

Rural Land

\$280.80	Parcel (Flat Rate)	Per parcel for parcels corres
----------	--------------------	-------------------------------

City of Oakley 2016

**Parcel Tax Reporting- Statistical Data
(To Be Completed by Levying Entity)**

**Unimproved /
Undeveloped**

\$175.50	Parcel (Flat Rate)	Per parcel for parcels corres
\$140.40	Parcel (Flat Rate)	Per parcel for parcels corres

Other (Specify)

City of Oakley 2016

**Parcel Tax Reporting- Statistical Data
(To Be Completed by Levying Entity)**

Fiscal Year 2016

Parcel Tax Name Oakley Special Police Tax Area District (Tax Zones 113 and 114) continued

A. The Type and Rate of Parcel Tax Imposed
(Please Check and Complete All Box(es) that Apply)

Parcel Tax Type	Parcel Tax Rate		Notes
	Dollar Amount	Base	
<input type="checkbox"/> All Property			
<input type="checkbox"/> All Residential			
<input type="checkbox"/> Single-Family			
<input checked="" type="checkbox"/> Multi-Family	\$7,020.00	Parcel (Flat Rate)	Per parcel for parcels corres
	\$16,848.00	Parcel (Flat Rate)	Per parcel for parcels corres
<input type="checkbox"/> Condominiums			
<input type="checkbox"/> Mobile Homes			

City of Oakley 2016

Parcel Tax Reporting- Statistical Data
(To Be Completed by Levying Entity)

Other (Specify)

All Non-Residential

/

Commercial

\$807.30 Parcel (Flat Rate)
\$526.50 Parcel (Flat Rate)

Per parcel for parcels corres
ponding to Centre Centre use
Per parcel for parcels corres
ponding to Centre Centre use

Industrial

Institutional

Recreational

Other (Specify)

**Parcel Tax Reporting- Statistical Data
(To Be Completed by Levying Entity)**

**Unimproved /
Undeveloped**

Other (Specify)

Oakley 2016

**Parcel Tax Reporting - Statistical Data
(To Be Completed by Levying Entity)**

Parcel Tax Name Oakley Special Police Tax Area District (Tax Zones 113 and 114)

B. The Number of Parcels Subject to the Parcel Tax 124

C. The Number of Parcels Exempt from the Parcel Tax

D. The Sunset Date of the Parcel Tax, if any. (MM/DD/YYYY)

E. The Amount of Revenue Received from the Parcel Tax (Annually) \$43,524

F. The Manner in Which the Revenue Received from the Parcel Tax is Being Used

(Please Check All Box(es) Applicable or the Box(es) with the Closest Description that Apply)

<input type="checkbox"/>	Agriculture and Fair
<input type="checkbox"/>	Air Quality and Pollution Control
<input type="checkbox"/>	Airport Purpose
<input type="checkbox"/>	Ambulance Service and Emergency Medical Services
<input type="checkbox"/>	Amusement
<input type="checkbox"/>	Animal Control
<input type="checkbox"/>	Broadband Services
<input type="checkbox"/>	Cemetery
<input type="checkbox"/>	Conduit Financing
<input type="checkbox"/>	Drainage and Drainage Maintenance
<input type="checkbox"/>	Electric Purpose
<input type="checkbox"/>	Erosion Control
<input type="checkbox"/>	Financing or Constructing Facilities
<input type="checkbox"/>	Fire Protection and Fire Prevention
<input type="checkbox"/>	Flood Control
<input type="checkbox"/>	Gas Purpose
<input type="checkbox"/>	Graffiti Abatement
<input type="checkbox"/>	Harbor and Port Purpose
<input type="checkbox"/>	Hazardous Material Emergency Response
<input type="checkbox"/>	Health
<input type="checkbox"/>	Hospital Purpose
<input type="checkbox"/>	Land Reclamation
<input type="checkbox"/>	Landscaping
<input type="checkbox"/>	Library Services
<input type="checkbox"/>	Lighting and Lighting Maintenance
<input type="checkbox"/>	Local and Regional Planning or Development
<input type="checkbox"/>	Memorial
<input type="checkbox"/>	Museums and Cultural Facilities
<input type="checkbox"/>	Parking
<input type="checkbox"/>	Pest Control, Mosquito Abatement and Vector Control

<input checked="" type="checkbox"/>	Police Protection and Personal Safety
<input type="checkbox"/>	Recreation and Park, Open Space
<input type="checkbox"/>	Resource Conservation
<input type="checkbox"/>	Snow Removal
<input type="checkbox"/>	Streets, Roads, and Sidewalks
<input type="checkbox"/>	Television Translator Station Facilities
<input type="checkbox"/>	Trade and Commerce
<input type="checkbox"/>	Transit
<input type="checkbox"/>	Transportation
<input type="checkbox"/>	Underground Electric and Communication Facilities
<input type="checkbox"/>	Veterans Buildings and Institutions
<input type="checkbox"/>	Water Conservation
<input type="checkbox"/>	Waste Management
<input type="checkbox"/>	Water Services and Irrigation
<input type="checkbox"/>	Weed Abatement

Oakley 2016

**Parcel Tax Reporting - Statistical Data
(To Be Completed by Levying Entity)**

Parcel Tax Name Oakley Special Police Tax Area District (Tax Zones 113 and 114) continued

B. The Number of Parcels Subject to the Parcel Tax

124

C. The Number of Parcels Exempt from the Parcel Tax

0

D. The Sunset Date of the Parcel Tax, if any. (MM/DD/YYYY)

E. The Amount of Revenue Received from the Parcel Tax (Annually)

\$43,524

F. The Manner in Which the Revenue Received from the Parcel Tax is Being Used
(Please Check All Box(es) Applicable or the Box(es) with the Closest Description that Apply)

- Agriculture and Fair
- Air Quality and Pollution Control
- Airport Purpose
- Ambulance Service and Emergency Medical Services
- Amusement
- Animal Control
- Broadband Services
- Cemetery
- Conduit Financing
- Drainage and Drainage Maintenance
- Electric Purpose
- Erosion Control
- Financing or Constructing Facilities
- Fire Protection and Fire Prevention
- Flood Control
- Gas Purpose
- Graffiti Abatement
- Harbor and Port Purpose
- Hazardous Material Emergency Response
- Health
- Hospital Purpose
- Land Reclamation
- Landscaping
- Library Services
- Lighting and Lighting Maintenance
- Local and Regional Planning or Development
- Memorial
- Museums and Cultural Facilities
- Parking
- Pest Control, Mosquito Abatement and Vector Control

- Police Protection and Personal Safety
- Recreation and Park, Open Space
- Resource Conservation
- Snow Removal
- Streets, Roads, and Sidewalks
- Television Translator Station Facilities
- Trade and Commerce
- Transit
- Transportation
- Underground Electric and Communication Facilities
- Veterans Buildings and Institutions
- Water Conservation
- Waste Management
- Water Services and Irrigation
- Weed Abatement

City of Oakley 2016

**Parcel Tax Reporting- Statistical Data
(To Be Completed by Levying Entity)**

Fiscal Year **2016**

Parcel Tax Name **Oakley Special Police Tax Area District (Tax Zones 117-119, 121, 122)**

**A. The Type and Rate of Parcel Tax Imposed
(Please Check and Complete All Box(es) that Apply)**

Parcel Tax Type

All Property

All Residential

Single-Family

Multi-Family

Condominiums

Mobile Homes

Parcel Tax Rate		Notes
Dollar Amount	Base	
\$340.11	Parcel (Flat Rate)	Per parcel for parcels corres ponding to Center Center use
\$544.18	Parcel (Flat Rate)	
\$544.18	Parcel (Flat Rate)	Per parcel for parcels corres ponding to Center Center use Per parcel for parcels corres ponding to Center Center use Per parcel for parcels corres ponding to Center Center use Per parcel for parcels corres ponding to Center Center use
\$816.26	Parcel (Flat Rate)	
\$1,088.35	Parcel (Flat Rate)	
\$340.11	Parcel (Flat Rate)	
\$1,360.44	Parcel (Flat Rate)	
\$3,537.14	Parcel (Flat Rate)	
\$340.11	Parcel (Flat Rate)	Per parcel for parcels corres ponding to Center Center use
\$272.09	Parcel (Flat Rate)	Per parcel for parcels corres ponding to Center Center use

City of Oakley 2016

Parcel Tax Reporting- Statistical Data
(To Be Completed by Levying Entity)

Other (Specify)

Miscellaneous

\$510.17	Parcel (Flat Rate)	Per parcel for parcels corres
\$510.17	Parcel (Flat Rate)	Per parcel for parcels corres
\$272.09	Parcel (Flat Rate)	Per parcel for parcels corres
\$204.07	Parcel (Flat Rate)	Per parcel for parcels corres

All Non-Residential

Commercial

\$680.22	Parcel (Flat Rate)	Per parcel for parcels corres
\$1,020.33	Parcel (Flat Rate)	Per parcel for parcels corres
\$340.11	Parcel (Flat Rate)	Per parcel for parcels corres
\$850.28	Parcel (Flat Rate)	Per parcel for parcels corres
\$1,360.44	Parcel (Flat Rate)	Per parcel for parcels corres
\$1,700.55	Parcel (Flat Rate)	Per parcel for parcels corres

Industrial

\$1,020.33	Parcel (Flat Rate)	Per parcel for parcels corres
\$510.17	Parcel (Flat Rate)	Per parcel for parcels corres

Institutional

\$510.17	Parcel (Flat Rate)	Per parcel for parcels corres
\$1,700.55	Parcel (Flat Rate)	Per parcel for parcels corres
\$1,020.33	Parcel (Flat Rate)	Per parcel for parcels corres

Recreational

\$1,360.44	Parcel (Flat Rate)	Per parcel for parcels corres

Other (Specify)

Rural Land

\$272.09	Parcel (Flat Rate)	Per parcel for parcels corres

**Parcel Tax Reporting- Statistical Data
(To Be Completed by Levying Entity)**

Unimproved /
Undeveloped

\$170.06	Parcel (Flat Rate)	Per parcel for parcels corres
\$136.04	Parcel (Flat Rate)	Per parcel for parcels corres

Other (Specify)

City of Oakley 2016

**Parcel Tax Reporting- Statistical Data
(To Be Completed by Levying Entity)**

Fiscal Year 2016

Parcel Tax Name Oakley Special Police Tax Area District (Tax Zones 117-119, 121, 122) continued

A. The Type and Rate of Parcel Tax Imposed
(Please Check and Complete All Box(es) that Apply)

Parcel Tax Type	Parcel Tax Rate		Notes
	Dollar Amount	Base	
<input type="checkbox"/> All Property			
<input type="checkbox"/> All Residential			
<input type="checkbox"/> Single-Family			
<input checked="" type="checkbox"/> Multi-Family	\$6,802.20	Parcel (Flat Rate)	Per parcel for parcels corres
	\$16,325.28	Parcel (Flat Rate)	Per parcel for parcels corres
<input type="checkbox"/> Condominiums			
<input type="checkbox"/> Mobile Homes			

City of Oakley 2016

Parcel Tax Reporting- Statistical Data
(To Be Completed by Levying Entity)

Other (Specify)

All Non-Residential

Commercial

\$782.25	Parcel (Flat Rate)	Per parcel for parcels corres
\$510.17	Parcel (Flat Rate)	Per parcel for parcels corres

Industrial

Institutional

Recreational

Other (Specify)

**Parcel Tax Reporting- Statistical Data
(To Be Completed by Levying Entity)**

**Unimproved /
Undeveloped**

Other (Specify)

Oakley 2016

Parcel Tax Reporting - Statistical Data
(To Be Completed by Levying Entity)

Parcel Tax Name Oakley Special Police Tax Area District (Tax Zones 117-119, 121, 122)

B. The Number of Parcels Subject to the Parcel Tax

291

C. The Number of Parcels Exempt from the Parcel Tax

D. The Sunset Date of the Parcel Tax, if any. (MM/DD/YYYY)

E. The Amount of Revenue Received from the Parcel Tax (Annually)

\$99,309

F. The Manner in Which the Revenue Received from the Parcel Tax is Being Used

(Please Check All Box(es) Applicable or the Box(es) with the Closest Description that Apply)

- Agriculture and Fair
- Air Quality and Pollution Control
- Airport Purpose
- Ambulance Service and Emergency Medical Services
- Amusement
- Animal Control
- Broadband Services
- Cemetery
- Conduit Financing
- Drainage and Drainage Maintenance
- Electric Purpose
- Erosion Control
- Financing or Constructing Facilities
- Fire Protection and Fire Prevention
- Flood Control
- Gas Purpose
- Graffiti Abatement
- Harbor and Port Purpose
- Hazardous Material Emergency Response
- Health
- Hospital Purpose
- Land Reclamation
- Landscaping
- Library Services
- Lighting and Lighting Maintenance
- Local and Regional Planning or Development
- Memorial
- Museums and Cultural Facilities
- Parking
- Pest Control, Mosquito Abatement and Vector Control

- Police Protection and Personal Safety
- Recreation and Park, Open Space
- Resource Conservation
- Snow Removal
- Streets, Roads, and Sidewalks
- Television Translator Station Facilities
- Trade and Commerce
- Transit
- Transportation
- Underground Electric and Communication Facilities
- Veterans Buildings and Institutions
- Water Conservation
- Waste Management
- Water Services and Irrigation
- Weed Abatement

Oakley 2016

**Parcel Tax Reporting - Statistical Data
(To Be Completed by Levying Entity)**

Parcel Tax Name Oakley Special Police Tax Area District (Tax Zones 117-119, 121, 122) continued

B. The Number of Parcels Subject to the Parcel Tax 291

C. The Number of Parcels Exempt from the Parcel Tax 0

D. The Sunset Date of the Parcel Tax, if any. (MM/DD/YYYY)

E. The Amount of Revenue Received from the Parcel Tax (Annually) \$99,309

F. The Manner in Which the Revenue Received from the Parcel Tax is Being Used

(Please Check All Box(es) Applicable or the Box(es) with the Closest Description that Apply)

- Agriculture and Fair
- Air Quality and Pollution Control
- Airport Purpose
- Ambulance Service and Emergency Medical Services
- Amusement
- Animal Control
- Broadband Services
- Cemetery
- Conduit Financing
- Drainage and Drainage Maintenance
- Electric Purpose
- Erosion Control
- Financing or Constructing Facilities
- Fire Protection and Fire Prevention
- Flood Control
- Gas Purpose
- Graffiti Abatement
- Harbor and Port Purpose
- Hazardous Material Emergency Response
- Health
- Hospital Purpose
- Land Reclamation
- Landscaping
- Library Services
- Lighting and Lighting Maintenance
- Local and Regional Planning or Development
- Memorial
- Museums and Cultural Facilities
- Parking
- Pest Control, Mosquito Abatement and Vector Control

- Police Protection and Personal Safety
- Recreation and Park, Open Space
- Resource Conservation
- Snow Removal
- Streets, Roads, and Sidewalks
- Television Translator Station Facilities
- Trade and Commerce
- Transit
- Transportation
- Underground Electric and Communication Facilities
- Veterans Buildings and Institutions
- Water Conservation
- Waste Management
- Water Services and Irrigation
- Weed Abatement

City of Oakley 2016

**Parcel Tax Reporting- Statistical Data
(To Be Completed by Levying Entity)**

Fiscal Year 2016

Parcel Tax Name Oakley Special Police Tax Area District (Tax Zones 127 and 128)

A. The Type and Rate of Parcel Tax Imposed
(Please Check and Complete All Box(es) that Apply)

Parcel Tax Type	Parcel Tax Rate		Notes
	Dollar Amount	Base	
<input type="checkbox"/> All Property			
<input type="checkbox"/> All Residential			
<input checked="" type="checkbox"/> Single-Family	\$288.33	Parcel (Flat Rate)	Per parcel for parcels corres
	\$461.33	Parcel (Flat Rate)	Per parcel for parcels corres
<input checked="" type="checkbox"/> Multi-Family	\$461.33	Parcel (Flat Rate)	Per parcel for parcels corres
	\$691.99	Parcel (Flat Rate)	Per parcel for parcels corres
	\$922.66	Parcel (Flat Rate)	Per parcel for parcels corres
	\$288.33	Parcel (Flat Rate)	Per parcel for parcels corres
	\$1,153.32	Parcel (Flat Rate)	Per parcel for parcels corres
	\$2,998.63	Parcel (Flat Rate)	Per parcel for parcels corres
<input checked="" type="checkbox"/> Condominiums	\$288.33	Parcel (Flat Rate)	Per parcel for parcels corres
<input checked="" type="checkbox"/> Mobile Homes	\$230.66	Parcel (Flat Rate)	Per parcel for parcels corres

City of Oakley 2016

Parcel Tax Reporting- Statistical Data
(To Be Completed by Levying Entity)

Other (Specify)

Miscellaneous

\$432.50	Parcel (Flat Rate)	Per parcel for parcels corres
\$432.50	Parcel (Flat Rate)	Per parcel for parcels corres
\$230.66	Parcel (Flat Rate)	Per parcel for parcels corres
\$173.00	Parcel (Flat Rate)	Per parcel for parcels corres

All Non-Residential

Commercial

\$576.66	Parcel (Flat Rate)	Per parcel for parcels corres
\$864.99	Parcel (Flat Rate)	Per parcel for parcels corres
\$288.33	Parcel (Flat Rate)	Per parcel for parcels corres
\$720.83	Parcel (Flat Rate)	Per parcel for parcels corres
\$1,153.32	Parcel (Flat Rate)	Per parcel for parcels corres
\$1,441.65	Parcel (Flat Rate)	Per parcel for parcels corres

Industrial

\$864.99	Parcel (Flat Rate)	Per parcel for parcels corres
\$432.50	Parcel (Flat Rate)	Per parcel for parcels corres

Institutional

\$432.50	Parcel (Flat Rate)	Per parcel for parcels corres
\$1,441.65	Parcel (Flat Rate)	Per parcel for parcels corres
\$864.99	Parcel (Flat Rate)	Per parcel for parcels corres

Recreational

\$1,153.32	Parcel (Flat Rate)	Per parcel for parcels corres

Other (Specify)

Rural Land

\$230.66	Parcel (Flat Rate)	Per parcel for parcels corres

City of Oakley 2016

Parcel Tax Reporting- Statistical Data
(To Be Completed by Levying Entity)

Unimproved /
Undeveloped

\$144.17 Parcel (Flat Rate)

Per parcel for parcels corres

\$115.33 Parcel (Flat Rate)

Per parcel for parcels corres

Other (Specify)

City of Oakley 2016

**Parcel Tax Reporting- Statistical Data
(To Be Completed by Levying Entity)**

Fiscal Year 2016

Parcel Tax Name Oakley Special Police Tax Area District (Tax Zones 127 and 128) continued

A. The Type and Rate of Parcel Tax Imposed
(Please Check and Complete All Box(es) that Apply)

Parcel Tax Type	Parcel Tax Rate		Notes
	Dollar Amount	Base	
<input type="checkbox"/> All Property			
<input type="checkbox"/> All Residential			
<input type="checkbox"/> Single-Family			
<input checked="" type="checkbox"/> Multi-Family	\$5,766.60	Parcel (Flat Rate)	Per parcel for parcels corres
	\$13,839.84	Parcel (Flat Rate)	Per parcel for parcels corres
<input type="checkbox"/> Condominiums			
<input type="checkbox"/> Mobile Homes			

City of Oakley 2016

Parcel Tax Reporting- Statistical Data
(To Be Completed by Levying Entity)

Other (Specify)

All Non-Residential

Commercial

\$663.16	Parcel (Flat Rate)
\$432.50	Parcel (Flat Rate)

Per parcel for parcels corres
ponding to Centre Centre
Per parcel for parcels corres
ponding to Centre Centre

Industrial

Institutional

Recreational

Other (Specify)

**Parcel Tax Reporting- Statistical Data
(To Be Completed by Levying Entity)**

**Unimproved /
Undeveloped**

Other (Specify)

Oakley 2016

**Parcel Tax Reporting - Statistical Data
(To Be Completed by Levying Entity)**

Parcel Tax Name

Oakley Special Police Tax Area District (Tax Zones 127 and 128)

B. The Number of Parcels Subject to the Parcel Tax

396

C. The Number of Parcels Exempt from the Parcel Tax

0

D. The Sunset Date of the Parcel Tax, if any. (MM/DD/YYYY)

E. The Amount of Revenue Received from the Parcel Tax (Annually)

\$114,031

F. The Manner in Which the Revenue Received from the Parcel Tax is Being Used

(Please Check All Box(es) Applicable or the Box(es) with the Closest Description that Apply)

<input type="checkbox"/>	Agriculture and Fair
<input type="checkbox"/>	Air Quality and Pollution Control
<input type="checkbox"/>	Airport Purpose
<input type="checkbox"/>	Ambulance Service and Emergency Medical Services
<input type="checkbox"/>	Amusement
<input type="checkbox"/>	Animal Control
<input type="checkbox"/>	Broadband Services
<input type="checkbox"/>	Cemetery
<input type="checkbox"/>	Conduit Financing
<input type="checkbox"/>	Drainage and Drainage Maintenance
<input type="checkbox"/>	Electric Purpose
<input type="checkbox"/>	Erosion Control
<input type="checkbox"/>	Financing or Constructing Facilities
<input type="checkbox"/>	Fire Protection and Fire Prevention
<input type="checkbox"/>	Flood Control
<input type="checkbox"/>	Gas Purpose
<input type="checkbox"/>	Graffiti Abatement
<input type="checkbox"/>	Harbor and Port Purpose
<input type="checkbox"/>	Hazardous Material Emergency Response
<input type="checkbox"/>	Health
<input type="checkbox"/>	Hospital Purpose
<input type="checkbox"/>	Land Reclamation
<input type="checkbox"/>	Landscaping
<input type="checkbox"/>	Library Services
<input type="checkbox"/>	Lighting and Lighting Maintenance
<input type="checkbox"/>	Local and Regional Planning or Development
<input type="checkbox"/>	Memorial
<input type="checkbox"/>	Museums and Cultural Facilities
<input type="checkbox"/>	Parking
<input type="checkbox"/>	Pest Control, Mosquito Abatement and Vector Control

<input checked="" type="checkbox"/>	Police Protection and Personal Safety
<input type="checkbox"/>	Recreation and Park, Open Space
<input type="checkbox"/>	Resource Conservation
<input type="checkbox"/>	Snow Removal
<input type="checkbox"/>	Streets, Roads, and Sidewalks
<input type="checkbox"/>	Television Translator Station Facilities
<input type="checkbox"/>	Trade and Commerce
<input type="checkbox"/>	Transit
<input type="checkbox"/>	Transportation
<input type="checkbox"/>	Underground Electric and Communication Facilities
<input type="checkbox"/>	Veterans Buildings and Institutions
<input type="checkbox"/>	Water Conservation
<input type="checkbox"/>	Waste Management
<input type="checkbox"/>	Water Services and Irrigation
<input type="checkbox"/>	Weed Abatement

Oakley 2016

**Parcel Tax Reporting - Statistical Data
(To Be Completed by Levying Entity)**

Parcel Tax Name Oakley Special Police Tax Area District (Tax Zones 127 and 128) continued

B. The Number of Parcels Subject to the Parcel Tax 396

C. The Number of Parcels Exempt from the Parcel Tax 0

D. The Sunset Date of the Parcel Tax, if any. (MM/DD/YYYY)

E. The Amount of Revenue Received from the Parcel Tax (Annually) \$114,031

F. The Manner in Which the Revenue Received from the Parcel Tax is Being Used

(Please Check All Box(es) Applicable or the Box(es) with the Closest Description that Apply)

- Agriculture and Fair
- Air Quality and Pollution Control
- Airport Purpose
- Ambulance Service and Emergency Medical Services
- Amusement
- Animal Control
- Broadband Services
- Cemetery
- Conduit Financing
- Drainage and Drainage Maintenance
- Electric Purpose
- Erosion Control
- Financing or Constructing Facilities
- Fire Protection and Fire Prevention
- Flood Control
- Gas Purpose
- Graffiti Abatement
- Harbor and Port Purpose
- Hazardous Material Emergency Response
- Health
- Hospital Purpose
- Land Reclamation
- Landscaping
- Library Services
- Lighting and Lighting Maintenance
- Local and Regional Planning or Development
- Memorial
- Museums and Cultural Facilities
- Parking
- Pest Control, Mosquito Abatement and Vector Control

- Police Protection and Personal Safety
- Recreation and Park, Open Space
- Resource Conservation
- Snow Removal
- Streets, Roads, and Sidewalks
- Television Translator Station Facilities
- Trade and Commerce
- Transit
- Transportation
- Underground Electric and Communication Facilities
- Veterans Buildings and Institutions
- Water Conservation
- Waste Management
- Water Services and Irrigation
- Weed Abatement

City of Oakley 2016

**Parcel Tax Reporting- Statistical Data
(To Be Completed by Levying Entity)**

Fiscal Year **2016**

Parcel Tax Name **Oakley Special Police Tax Area District (Tax Zones 129 and 130)**

A. The Type and Rate of Parcel Tax Imposed
(Please Check and Complete All Box(es) that Apply)

Parcel Tax Type	Parcel Tax Rate		Notes
	Dollar Amount	Base	
<input type="checkbox"/> All Property			
<input type="checkbox"/> All Residential			
<input checked="" type="checkbox"/> Single-Family	\$272.47	Parcel (Flat Rate)	Per parcel for parcels corresponding to Santa Costa Co Per parcel for parcels corresponding to Santa Costa Co
	\$435.95	Parcel (Flat Rate)	
<input checked="" type="checkbox"/> Multi-Family	\$436.95	Parcel (Flat Rate)	Co. Co. Co Code 21
	\$653.93	Parcel (Flat Rate)	Co. Co. Co Code 22
	\$871.90	Parcel (Flat Rate)	Co. Co. Co Code 23
	\$272.47	Parcel (Flat Rate)	Co. Co. Co Code 24
	\$1,089.88	Parcel (Flat Rate)	Co. Co. Co Code 25
	\$2,833.69	Parcel (Flat Rate)	Co. Co. Co Code 26
<input checked="" type="checkbox"/> Condominiums	\$272.47	Parcel (Flat Rate)	Co. Co. Co Code 29
<input checked="" type="checkbox"/> Mobile Homes	\$217.98	Parcel (Flat Rate)	Co. Co. Co Code 88

City of Oakley 2016

**Parcel Tax Reporting- Statistical Data
(To Be Completed by Levying Entity)**

Other (Specify)

\$408.71	Parcel (Flat Rate)	Co. Co. Co Code 85
\$408.71	Parcel (Flat Rate)	Co. Co. Co Code 87
\$217.98	Parcel (Flat Rate)	Co. Co. Co Code 89
\$163.48	parcel (Flat Rate)	Co. Co. Co Code 99

All Non-Residential

Commercial

\$544.94	Parcel (Flat Rate)	31, 33, 34, 35, 36, 38
\$817.41	Parcel (Flat Rate)	32, 41
\$272.47	Parcel (Flat Rate)	39, 43
\$681.18	Parcel (Flat Rate)	40
\$1,089.88	Parcel (Flat Rate)	42
\$1,362.35	Parcel (Flat Rate)	44

Industrial

\$817.41	Parcel (Flat Rate)	51. 55. 56
\$408.71	Parcel (Flat Rate)	52. 53. 54

Institutional

\$408.71	Parcel (Flat Rate)	70. 73. 74. 75
\$1,362.35	Parcel (Flat Rate)	76
\$817.41	Parcel (Flat Rate)	78

Recreational

\$1,089.88	Parcel (Flat Rate)	37

Other (Specify)

\$217.98	Parcel (Flat Rate)	61. 62

City of Oakley 2016

**Parcel Tax Reporting- Statistical Data
(To Be Completed by Levying Entity)**

**Unimproved /
Undeveloped**

\$136.24	Parcel (Flat Rate)	17.18.20.30
\$108.99	Parcel (Flat Rate)	50

Other (Specify)

City of Oakley 2016

**Parcel Tax Reporting- Statistical Data
(To Be Completed by Levying Entity)**

Fiscal Year 2016

Parcel Tax Name Oakley Special Police Tax Area District (Tax Zones 129 and 130) continued

A. The Type and Rate of Parcel Tax Imposed
(Please Check and Complete All Box(es) that Apply)

Parcel Tax Type	Parcel Tax Rate		Notes
	Dollar Amount	Base	
<input type="checkbox"/> All Property			
<input type="checkbox"/> All Residential			
<input type="checkbox"/> Single-Family			
<input checked="" type="checkbox"/> Multi-Family	\$5,449.40	Parcel (Flat Rate)	27
	\$13,078.56	parcel (Flat Rate)	28
<input type="checkbox"/> Condominiums			
<input type="checkbox"/> Mobile Homes			

City of Oakley 2016

Parcel Tax Reporting- Statistical Data
(To Be Completed by Levying Entity)

Other (Specify)

All Non-Residential

Commercial

Industrial

Institutional

Recreational

Other (Specify)

City of Oakley 2016

Parcel Tax Reporting- Statistical Data
(To Be Completed by Levying Entity)

Unimproved /
Undeveloped

Other (Specify)

Oakley 2016

**Parcel Tax Reporting - Statistical Data
(To Be Completed by Levying Entity)**

Parcel Tax Name

Oakley Special Police Tax Area District (Tax Zones 129 and 130)

B. The Number of Parcels Subject to the Parcel Tax

320

C. The Number of Parcels Exempt from the Parcel Tax

0

D. The Sunset Date of the Parcel Tax, if any. (MM/DD/YYYY)

E. The Amount of Revenue Received from the Parcel Tax (Annually)

\$87,187

F. The Manner in Which the Revenue Received from the Parcel Tax is Being Used

(Please Check All Box(es) Applicable or the Box(es) with the Closest Description that Apply)

<input type="checkbox"/>	Agriculture and Fair
<input type="checkbox"/>	Air Quality and Pollution Control
<input type="checkbox"/>	Airport Purpose
<input type="checkbox"/>	Ambulance Service and Emergency Medical Services
<input type="checkbox"/>	Amusement
<input type="checkbox"/>	Animal Control
<input type="checkbox"/>	Broadband Services
<input type="checkbox"/>	Cemetery
<input type="checkbox"/>	Conduit Financing
<input type="checkbox"/>	Drainage and Drainage Maintenance
<input type="checkbox"/>	Electric Purpose
<input type="checkbox"/>	Erosion Control
<input type="checkbox"/>	Financing or Constructing Facilities
<input type="checkbox"/>	Fire Protection and Fire Prevention
<input type="checkbox"/>	Flood Control
<input type="checkbox"/>	Gas Purpose
<input type="checkbox"/>	Graffiti Abatement
<input type="checkbox"/>	Harbor and Port Purpose
<input type="checkbox"/>	Hazardous Material Emergency Response
<input type="checkbox"/>	Health
<input type="checkbox"/>	Hospital Purpose
<input type="checkbox"/>	Land Reclamation
<input type="checkbox"/>	Landscaping
<input type="checkbox"/>	Library Services
<input type="checkbox"/>	Lighting and Lighting Maintenance
<input type="checkbox"/>	Local and Regional Planning or Development
<input type="checkbox"/>	Memorial
<input type="checkbox"/>	Museums and Cultural Facilities
<input type="checkbox"/>	Parking
<input type="checkbox"/>	Pest Control, Mosquito Abatement and Vector Control

<input checked="" type="checkbox"/>	Police Protection and Personal Safety
<input type="checkbox"/>	Recreation and Park, Open Space
<input type="checkbox"/>	Resource Conservation
<input type="checkbox"/>	Snow Removal
<input type="checkbox"/>	Streets, Roads, and Sidewalks
<input type="checkbox"/>	Television Translator Station Facilities
<input type="checkbox"/>	Trade and Commerce
<input type="checkbox"/>	Transit
<input type="checkbox"/>	Transportation
<input type="checkbox"/>	Underground Electric and Communication Facilities
<input type="checkbox"/>	Veterans Buildings and Institutions
<input type="checkbox"/>	Water Conservation
<input type="checkbox"/>	Waste Management
<input type="checkbox"/>	Water Services and Irrigation
<input type="checkbox"/>	Weed Abatement

Oakley 2016

**Parcel Tax Reporting - Statistical Data
(To Be Completed by Levying Entity)**

Parcel Tax Name Oakley Special Police Tax Area District (Tax Zones 129 and 130) continued

B. The Number of Parcels Subject to the Parcel Tax 320

C. The Number of Parcels Exempt from the Parcel Tax 0

D. The Sunset Date of the Parcel Tax, if any. (MM/DD/YYYY)

E. The Amount of Revenue Received from the Parcel Tax (Annually) \$87,187

F. The Manner in Which the Revenue Received from the Parcel Tax is Being Used
(Please Check All Box(es) Applicable or the Box(es) with the Closest Description that Apply)

<input type="checkbox"/>	Agriculture and Fair
<input type="checkbox"/>	Air Quality and Pollution Control
<input type="checkbox"/>	Airport Purpose
<input type="checkbox"/>	Ambulance Service and Emergency Medical Services
<input type="checkbox"/>	Amusement
<input type="checkbox"/>	Animal Control
<input type="checkbox"/>	Broadband Services
<input type="checkbox"/>	Cemetery
<input type="checkbox"/>	Conduit Financing
<input type="checkbox"/>	Drainage and Drainage Maintenance
<input type="checkbox"/>	Electric Purpose
<input type="checkbox"/>	Erosion Control
<input type="checkbox"/>	Financing or Constructing Facilities
<input type="checkbox"/>	Fire Protection and Fire Prevention
<input type="checkbox"/>	Flood Control
<input type="checkbox"/>	Gas Purpose
<input type="checkbox"/>	Graffiti Abatement
<input type="checkbox"/>	Harbor and Port Purpose
<input type="checkbox"/>	Hazardous Material Emergency Response
<input type="checkbox"/>	Health
<input type="checkbox"/>	Hospital Purpose
<input type="checkbox"/>	Land Reclamation
<input type="checkbox"/>	Landscaping
<input type="checkbox"/>	Library Services
<input type="checkbox"/>	Lighting and Lighting Maintenance
<input type="checkbox"/>	Local and Regional Planning or Development
<input type="checkbox"/>	Memorial
<input type="checkbox"/>	Museums and Cultural Facilities
<input type="checkbox"/>	Parking
<input type="checkbox"/>	Pest Control, Mosquito Abatement and Vector Control

<input checked="" type="checkbox"/>	Police Protection and Personal Safety
<input type="checkbox"/>	Recreation and Park, Open Space
<input type="checkbox"/>	Resource Conservation
<input type="checkbox"/>	Snow Removal
<input type="checkbox"/>	Streets, Roads, and Sidewalks
<input type="checkbox"/>	Television Translator Station Facilities
<input type="checkbox"/>	Trade and Commerce
<input type="checkbox"/>	Transit
<input type="checkbox"/>	Transportation
<input type="checkbox"/>	Underground Electric and Communication Facilities
<input type="checkbox"/>	Veterans Buildings and Institutions
<input type="checkbox"/>	Water Conservation
<input type="checkbox"/>	Waste Management
<input type="checkbox"/>	Water Services and Irrigation
<input type="checkbox"/>	Weed Abatement

ACCOUNTANTS COMPILATION REPORT

To the Honorable Mayor and City Council
City of Oakley, California

Management is responsible for the accompanying Annual Financial Transactions Report of the City of Oakley, California, as of and for the year ended June 30, 2016, included in the accompanying prescribed form in accordance with the requirements of Government Code Section 53891 and the California State Controller's Office's Cities Financial Transactions Report Instructions dated 10/2016. We have performed a compilation engagement in accordance with Statements on Standards for Accounting and Review Services promulgated by the Accounting and Review Services Committee of the AICPA. We did not audit or review the financial information included in the accompanying Annual Financial Transactions Report prescribed form nor were we required to perform any procedures to verify the accuracy or completeness of the information provided by management. Accordingly, we do not express an opinion, a conclusion, nor provide any form of assurance on the financial information included in the accompanying Annual Financial Transactions Report prescribed form.

The financial information included in the accompanying Annual Financial Transactions Report prescribed form are presented in accordance with the requirements of the California State Controller's Office, and are not intended to be a presentation in accordance with accounting principles generally accepted in the United States of America.

Management has omitted the disclosures ordinarily included in financial statements prepared in accordance with accounting principles generally accepted in the United States of America, because such disclosures are not a requirement of the Annual Financial Transactions Report prescribed form.

This report is intended solely for the information and use of the City and the California State Controller's Office, and is not intended to be and should not be used by anyone other than these specified parties.

A handwritten signature in cursive script that reads 'Maze + Associates'.

Pleasant Hill, California
January 24, 2017